



HARCOLOOR  
DESIGN  
DESIGN  
HARCOLOOR

2015

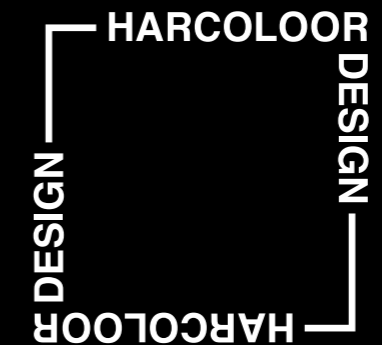
Harco Loor Design has been founded in the early 80's as a result of growing interest and significance of design in the international field of interior lighting.

Each design is hand crafted and carries the personal signature of the designer Harco Loor.

All our lighting are designed and manufactured in our own factory in Haarlem, The Netherlands.

Only high quality materials, such as stainless steel and crystal are used. Now, innovative energy saving solutions are integrated into our designs.

On request modifications or other measurements are possible.



[HARCOLOOR.COM](http://HARCOLOOR.COM)

#### HEADQUARTERS/SHOWROOM

##### HARCO LOOR DESIGN BV


Emrikweg 48  
2031 BT Haarlem  
The Netherlands

P.O. Box 6145  
2001 HC Haarlem  
The Netherlands

Phone +31 (0)23 538 81 17  
Fax +31 (0)23 538 81 18  
KvK Haarlem 34048597

[info@harcoloor.com](mailto:info@harcoloor.com)  
[www.harcoloor.com](http://www.harcoloor.com)

STARDUST 8



BIG BUBBLES 12



RIDDLE SIX 18/21




BUBBLES 22




FLAG 32



FLOWER (LARGE) 34



ROCK 38



GUIRLANDE 50




STRAWBERRY 52




SWEET 56



JEWEL 58



TIARA 66/86



CLUSTER 74



TARGET 84



BARET 96



CARRE 100



BALL 101



SHADE 102




CANOE 103



CARROT 104



REFLEXION 106



MURRINI 112



SNOWBALL 114



BREEZE 120



JELLY 126



SOLE 128



PAPILLON (IRI) 130



ZEPPELIN 134



## SUSPENSION

101	BALL HL Ø 60	64	JEWEL DIAMOND DOUBLE HL 48
16	BIG BUBBLES SPRING HL 10	69	JEWEL DIAMOND OVAL HL 15
12	BIG BUBBLES HL 35	65	JEWEL DOUBLE HL 30
17	BIG BUBBLES KITE HL 10	68	JEWEL SKY HL 18
14	BIG BUBBLES KITE HL 14	112	MURRINI OVAL HL 12
15	BIG BUBBLES OVAL HL 14	130	PAPPILON HL 12
120	BREEZE HL 20	106	REFLEXION HL 12
121	BREEZE OVAL HL 20	108	REFLEXION SKY HL 12
23	BUBBLES HL 9	21	RIDDLE SIX LONG HL 20
22	BUBBLES HL 12	18	RIDDLE SIX OVAL HL 10
26	BUBBLES LONG HL 24	38	ROCK HL 1
24	BUBBLES KITE HL 14	40	ROCK HL 5
25	BUBBLES OVAL HL 12	41	ROCK HL 9
103	CANOE HL 12	44	ROCK HL 13
104	CARROT HL 14	46	ROCK LARGE HL 13
76	CLUSTER HL 6	115	SNOWBALL HL 12
78	CLUSTER HL 11	114	SNOWBALL OVAL HL 12
74	CLUSTER HL 16	11	STARDUST HL Ø 38
33	FLAG OVAL HL 14	52	STRAWBERRY HL 12
32	FLAG HL 35	56	SWEET LONG HL 12
34	FLOWER HL 1	90	TIARA HL 15
37	FLOWER LARGE HL 1	66	TIARA DIAMOND CHANDELIER HL 15
126	JELLY HL 1L	67	TIARA DIAMOND CHANDELIER HL 24
70	JEWEL HL 15	89	TIARA OVAL HL 15
62	JEWEL CHANDELIER HL 15	88	TIARA SKY HL 12
59	JEWEL CHANDELIER HL 27	86	TIARA SKY HL 18
60	JEWEL CHANDELIER OVAL HL 27	135	ZEPPELIN OVAL HL 15
61	JEWEL DIAMOND CHANDELIER HL 24	134	ZEPPELIN SKY HL 12

## CEILING/WALL

97	BARET PL/WL 50	116	SNOWBALL PL 9
96	BARET PL/WL 150	117	SNOWBALL PL/WL 1
13	BIG BUBBLES PL 14	117	SNOWBALL PL/WL 3
124	BREEZE PL 9	117	SNOWBALL PL/WL 5
29	BUBBLES PL/WL 1	129	SOLE PL/WL 3
29	BUBBLES PL 5	128	SOLE PL/WL 5
29	BUBBLES PL 12	10	STARDUST PL/WL Ø 29
100	CARRÉ PL/WL 5	53	STRAWBERRY PL 9
81	CLUSTER PL 6	55	STRAWBERRY PL/WL 1
79	CLUSTER PL 11	55	STRAWBERRY PL/WL 3
51	GUIRLANDE PL/WL 1	55	STRAWBERRY PL/WL 5
51	GUIRLANDE PL/WL 3	57	SWEET LONG WL 5
51	GUIRLANDE PL/WL 5	85	TARGET PL/WL 1
50	GUIRLANDE PL 10-4	85	TARGET PL/WL 2
73	JEWEL PL/WL 3	84	TARGET PL/WL 3
73	JEWEL PL/WL 5	85	TARGET PL/WL 5
71	JEWEL DIAMOND PL 9	92	TIARA PL/WL 12
72	JEWEL LONG WL 5	91	TIARA DIAMOND PL/WL 1
133	PAPPILON WL 3	91	TIARA DIAMOND PL/WL 5
131	PAPPILON IRI PL 7		
111	REFLEXION PL/WL 3		
107	REFLEXION PL/WL 12		
110	REFLEXION LONG WL 7		
109	REFLEXION LONG PL/WL 12		
19	RIDDLE PL/WL 1		
19	RIDDLE PL/WL 3		
42	ROCK PL/WL 1		
43	ROCK PL/WL 5		

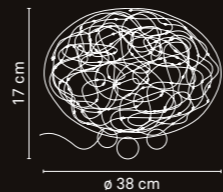
## FLOOR

98	BARET FL 7	99	BARET TL 6
20	BIG BUBBLES FL 7	125	BREEZE TL 6
21	BIG BUBBLES FL 15	28	BUBBLES TL 1
122	BREEZE FL 9	31	BUBBLES SP TL 6
28	BUBBLES FL 1	105	CARROT TL 6
30	BUBBLES SP FL 7	82	CLUSTER TL 11
27	BUBBLES LONG FL 14	35	FLOWER TL 1
105	CARROT FL 10	36	FLOWER LARGE TL 1
83	CLUSTER FL 11	127	JELLY TL 1L
127	JELLY FL 1L	133	PAPPILON TL 1
132	PAPPILON IRI FL 7	132	PAPPILON IRI TL 5
49	ROCK FL 9	39	ROCK TL 1
102	SHADE FL Ø 30	48	ROCK TL 5
118	SNOWBALL FL 9	102	SHADE TL Ø 20
8	STARDUST TUBE	117	SNOWBALL TL 1
95	TIARA FL 7	117	SNOWBALL TL 3
123	TREE BREEZE FL 15	119	SNOWBALL TL 5
		9	STARDUST OBJECT TL Ø 38
		54	STRAWBERRY TL 1
		54	STRAWBERRY TL 3
		94	TIARA TL 6

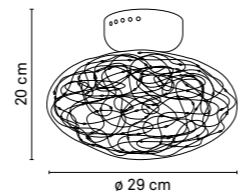
## TABLE

# STARDUST TUBE

Technical data page 136 - 172



# STARDUST OBJECT


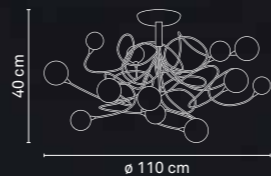


# BIG BUBBLES

Technical data page 136 - 172



# BIG BUBBLES






14



HL 14

BIG BUBBLES KITE

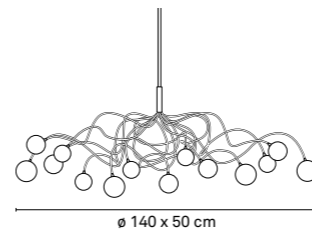
Technical data page 136 – 172



160 x 45 cm



15



ø 140 x 50 cm

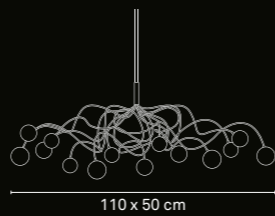
HL 14

BIG BUBBLES OVAL






BIG BUBBLES SPRING



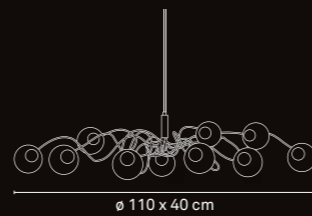
BIG BUBBLES KITE





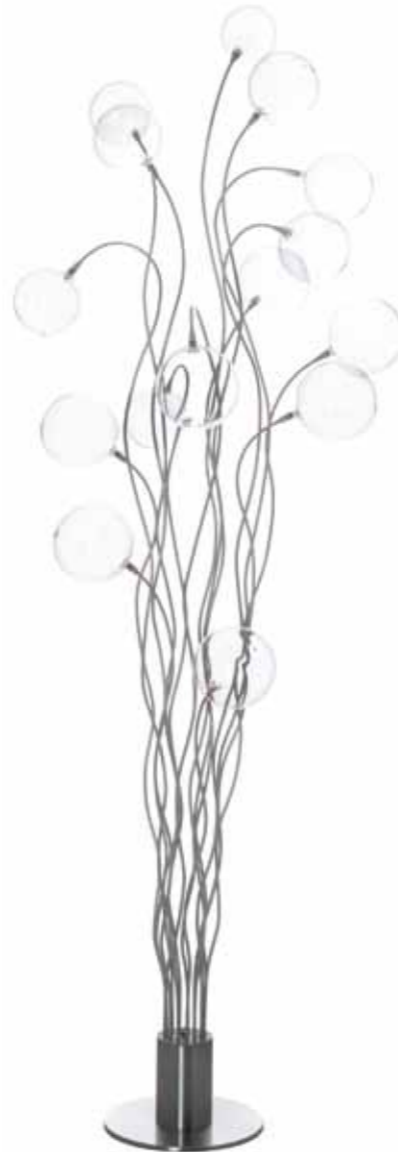
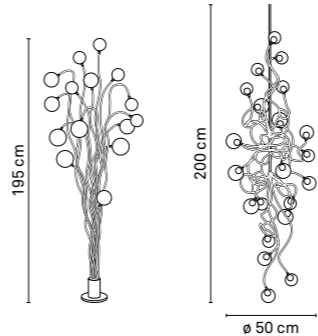
# RIDDLE SIX OVAL

Technical data page 136 – 172





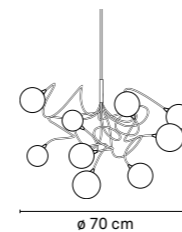
BIG BUBBLES



BIG BUBBLES – RIDDLE SIX LONG

BUBBLES

Technical data page 136 – 172



BUBBLES





24



HL 14

BUBBLES KITE

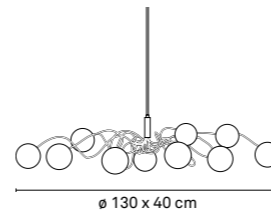
Technical data page 136 – 172



ø 125 x 25 cm




25



ø 130 x 40 cm

HL 12

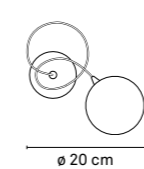
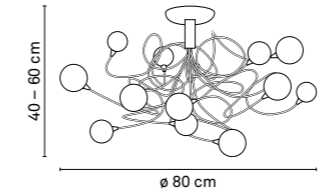
BUBBLES OVAL



BUBBLES LONG



BUBBLES LONG





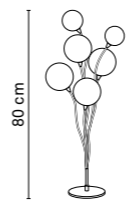
FL 7

BUBBLES SP

Technical data page 136 – 172



170 cm



80 cm



TL 6

BUBBLES SP



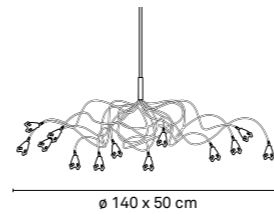
FLAG



ø 280 cm



FLAG OVAL

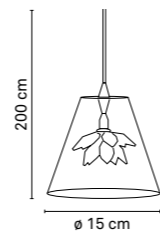


ø 140 x 50 cm



FLOWER

Technical data page 136 - 172



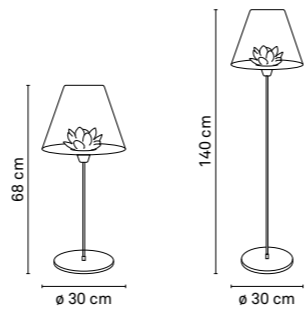
FLOWER





# FLOWER LARGE

Technical data page 136 - 172



# FLOWER LARGE





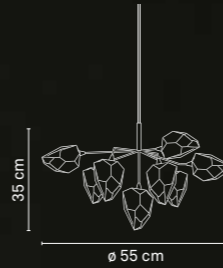
ROCK

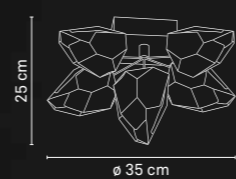
Technical data page 136 – 172

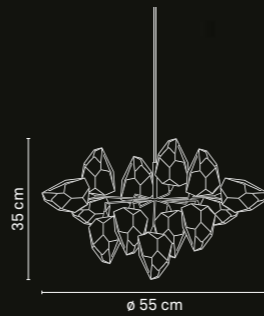


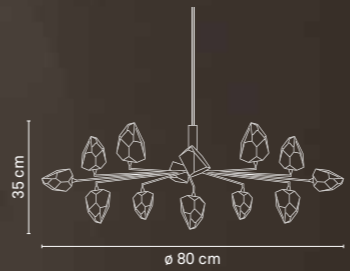
ROCK













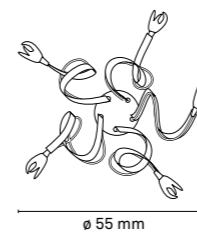
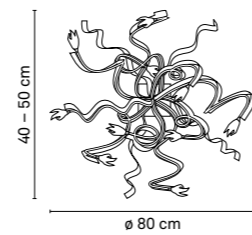






# GUIRLANDE

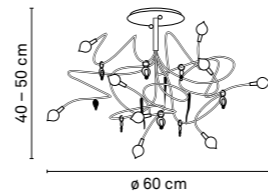
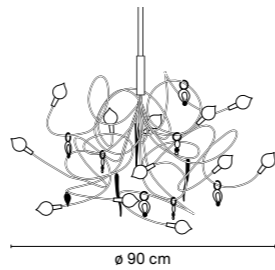
Technical data page 136 - 172



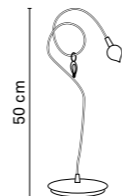


STRAWBERRY

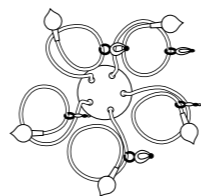
Technical data page 136 - 172



STRAWBERRY



50 cm




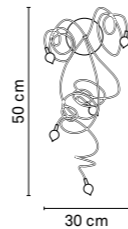
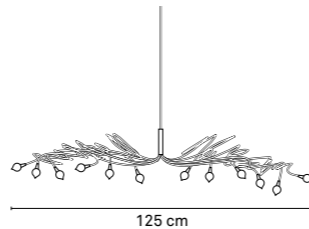
ø 40 cm






SWEET LONG

Technical data page 136 - 172



SWEET LONG



# JEWEL CHANDELIER

Technical data page 136 - 172



JEWEL CHANDELIER OVAL



ø 145 x 65 cm




JEWEL DIAMOND CHANDELIER



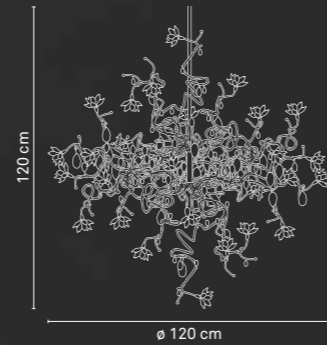
ø 125 cm



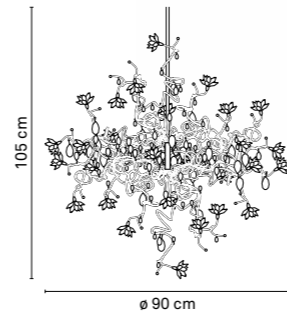
Impression Heyroth & Kürbitz freie Architekten, Hamburg








JEWEL DIAMOND DOUBLE




JEWEL DOUBLE



ø 95 cm

TIARA DIAMOND CHANDELIER



ø 125 cm

TIARA DIAMOND CHANDELIER



JEWEL SKY

140 x 40 cm

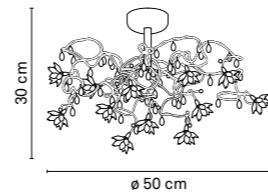
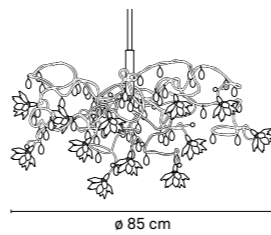


ø 120 x 45 cm

JEWEL DIAMOND OVAL



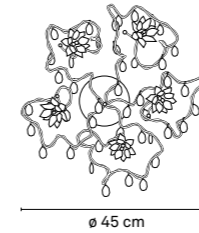
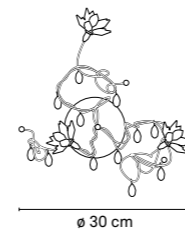
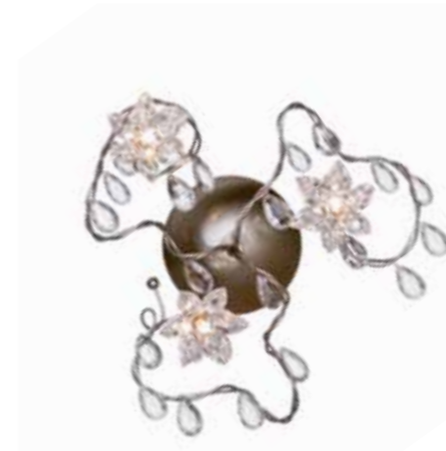
JEWEL



JEWEL DIAMOND

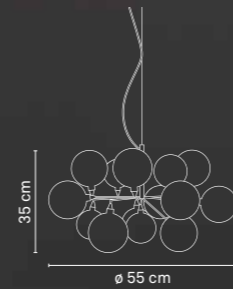


JEWEL LONG

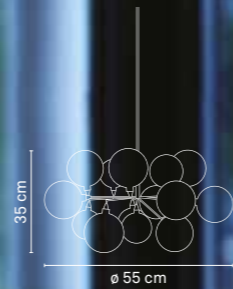


JEWEL

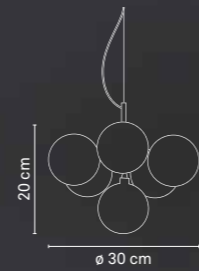




CLUSTER

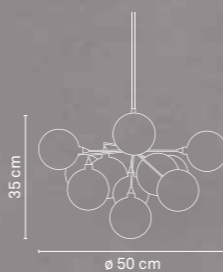


CLUSTER

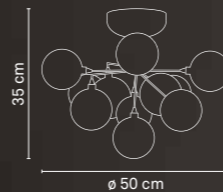




CLUSTER



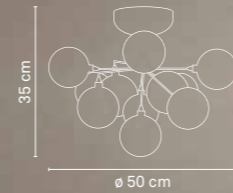
CLUSTER



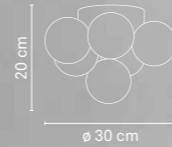




CLUSTER



CLUSTER






82



83

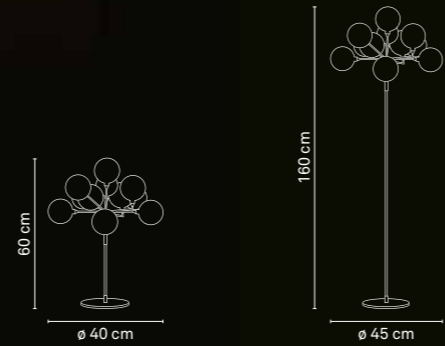


TL 11

CLUSTER

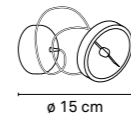
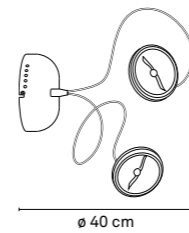
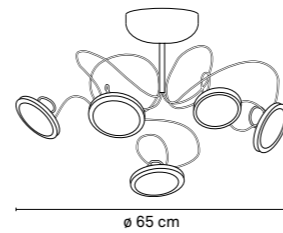
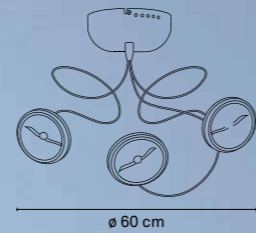
FL 11

CLUSTER




TARGET

Technical data page 136 - 172



TARGET





TIARA SKY



TIARA SKY


Technical data page 136 – 172



110 x 30 cm



TIARA OVAL



120 x 40 cm




90



HL 15

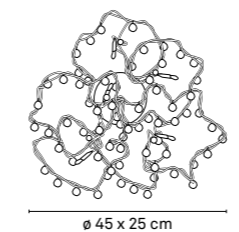
TIARA



ø 70 cm



91



ø 45 x 25 cm

PL/WL 1 ø 20 x 20 cm

PL/WL 1 – PL/WL 5

TIARA DIAMOND



92

PL/WL 12

TIARA

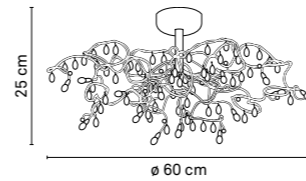
ø 60 x 25 cm


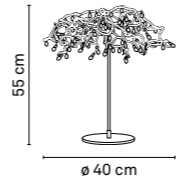


93

PL/WL 12

TIARA






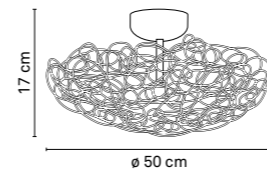





BARET

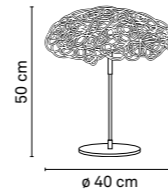


BARET






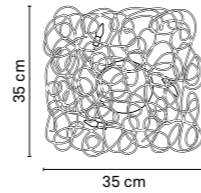
BARET



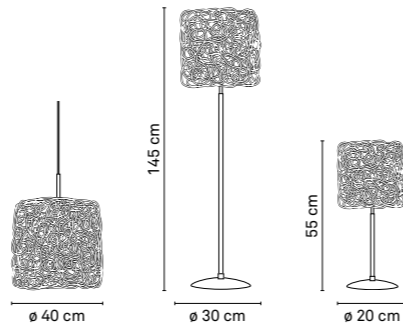
BARET




CARRÉ



BALL



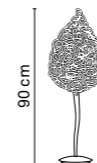

SHADE



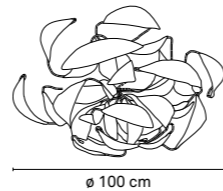
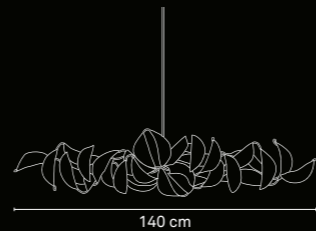
CANOE

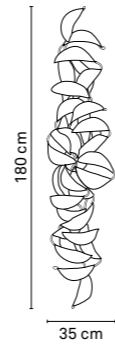
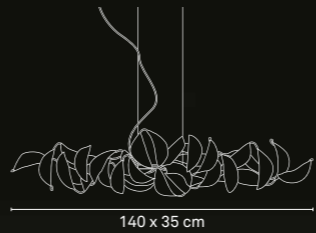


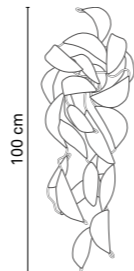
CARROT



CARROT







100 cm



ø 40 cm





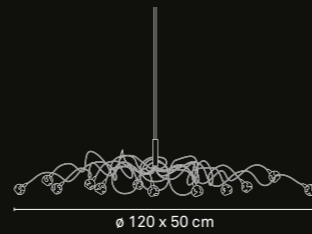
112



HL 12

# MURRINI OVAL

Technical data page 136 – 172



113



HL 12

# MURRINI OVAL

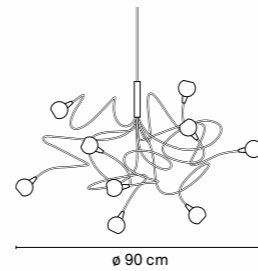
114



HL 12

# SNOWBALL OVAL

115



HL 12

# SNOWBALL



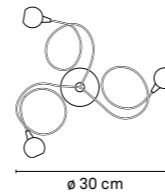
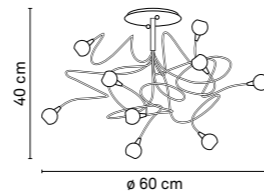
116



117



SNOWBALL



PL/WL 1 ø 20 x 20 cm – PL/WL 5 ø 30 x 20 cm – TL 3/5 50cm

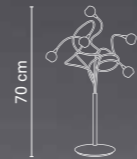
SNOWBALL

118



FL 9

SNOWBALL



119

TL 5

SNOWBALL



120

HL 20

# BREEZE

Technical data page 136 – 172



ø 140 cm



121

HL 20

# BREEZE OVAL



ø 140 x 70 cm

122

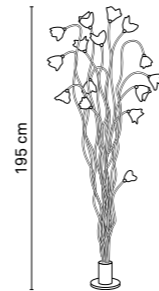


FL 9

BREEZE



175 cm



195 cm

123



FL 15

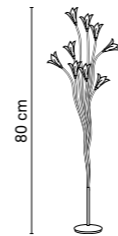
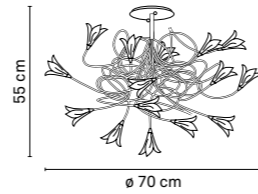
TREE BREEZE

124



PL 9

BREEZE




125

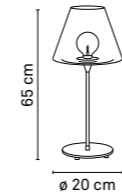
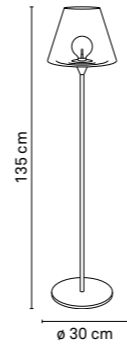
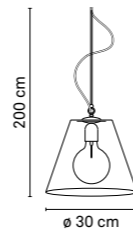


TL 6

BREEZE



JELLY







128

PL/WL 5


SOLE




129

PL/WL 3

SOLE



ø 40 cm


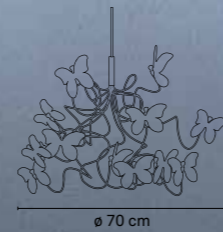


ø 30 cm

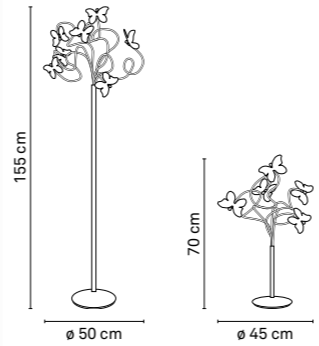



PAPILLON

Technical data page 136 – 172



PAPILLON IRI



PAPILLON IRI



ø 20 x 20 cm



PAPILLON

134





135



HL 12


# ZEPPELIN SKY

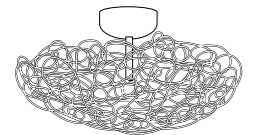

Technical data page 136 – 172

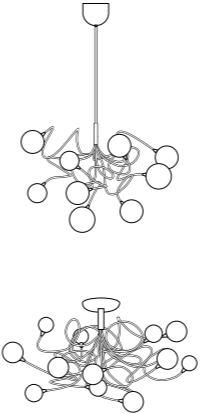


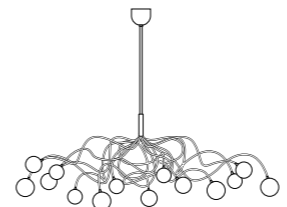
HL 15

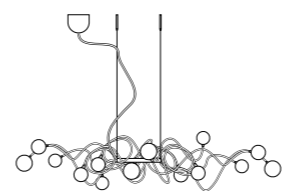
# ZEPPELIN OVAL

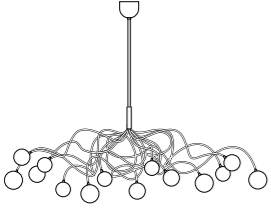



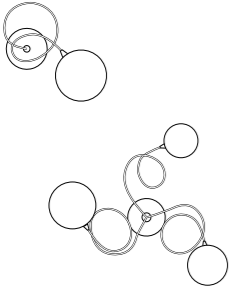

DESIGNS	TYPE	TECHN.	DIM. & FRAME	COLOR	HALO.	LED	
	HL Ø 30	7 x 12 V 10 W G 4	‡ ** cm				
	HL Ø 40	9 x 12 V 10 W G 4	‡ ** cm				
	HL Ø 50	12 x 12 V 10 W G 4	‡ ** cm				
	HL Ø 60	15 x 12 V 10 W G 4	‡ ** cm				
				3 mm - alu			
	HL Ø 70	14 x 12 V 10 W G 4	‡ ** cm				
	HL Ø 100	20 x 12 V 10 W G 4	‡ ** cm				
	HL Ø 150	30 x 12 V 5 W G 4	‡ ** cm				
	HL Ø 180	35 x 12 V 5 W G 4	‡ ** cm				
				5 mm - alu			






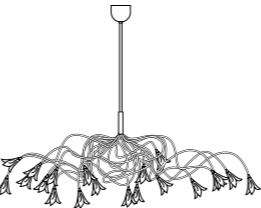

DESIGNS	TYPE	TECHN.	DIM. & FRAME	COLOR	HALO.	LED	
 	PL/WL Ø 25	3 x 12 V 20 W G 4	‡ 12 cm				
	PL/WL Ø 35	5 x 12 V 10 W G 4	‡ 15 cm				
	PL/WL Ø 50	7 x 12 V 10 W G 4	‡ 17 cm				
	PL/WL Ø 60	9 x 12 V 10 W G 4	‡ 20 cm				
				3 mm - alu			
	PL/WL Ø 70	12 x 12 V 10 W G 4	‡ 20 cm				
	PL/WL Ø 80	12 x 12 V 10 W G 4	‡ 20 cm				
	PL/WL Ø 100	15 x 12 V 10 W G 4	‡ 25 cm				
	PL/WL Ø 125	20 x 12 V 10 W G 4	‡ 30 cm				
	PL/WL Ø 150	20 x 12 V 10 W G 4	‡ 30 cm				
PL/WL Ø 250	20 x 12 V 10 W G 4	‡ 40 cm					
			5 mm - alu				
TL 6 Ø 40	6 x 12 V 10 W G 4	‡ 50 cm					
FL 7 Ø 50	7 x 12 V 10 W G 4	‡ 140 cm					
			3 mm - alu				



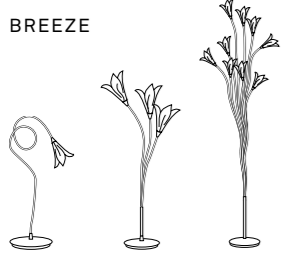

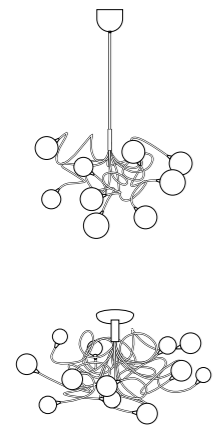

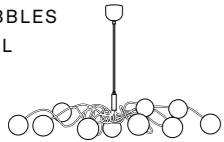

DESIGNS	TYPE	TECHN.	DIM. & FRAME	COLOR	HALO.	LED
	HL 10	10 x 12 V 10 W G 4	Ø 100 ‡ ** cm			
	HL 14	14 x 12 V 10 W G 4	Ø 110 ‡ ** cm			
	HL 20	20 x 12 V 10 W G 4	Ø 180 ‡ ** cm			
	HL 24	24 x 12 V 10 W G 4	Ø 190 ‡ ** cm			
	HL 30	30 x 12 V 5 W G 4	Ø 250 ‡ ** cm			
	HL 35	35 x 12 V 5 W G 4	Ø 280 ‡ ** cm			
	PL 10	10 x 12 V 10 W G 4	Ø 100 ‡ 30 cm			
	PL 14	14 x 12 V 10 W G 4	Ø 110 ‡ 40 cm			
	PL 20	20 x 12 V 10 W G 4	Ø 180 ‡ 50 cm			
	PL 24	24 x 12 V 10 W G 4	Ø 190 ‡ 50 cm			
PL 30	30 x 12 V 5 W G 4	Ø 250 ‡ 50 cm				
PL 35	35 x 12 V 5 W G 4	Ø 280 ‡ 50 cm				
			6 mm - inox	GBU-2		

DESIGNS	TYPE	TECHN.	DIM. & FRAME	COLOR	HALO.	LED	
	HL 10	10 x 12 V 10 W G 4	Ø 110 x 50 cm				
	HL 14	14 x 12 V 10 W G 4	Ø 140 x 50 cm				
	HL 20	20 x 12 V 10 W G 4	Ø 170 x 70 cm				
	HL 24	24 x 12 V 10 W G 4	Ø 180 x 70 cm				
	HL 30	30 x 12 V 5 W G 4	Ø 200 x 70 cm				
	HL 35	35 x 12 V 5 W G 4	Ø 250 x 100 cm				
				‡ ** cm			
				6 mm - inox	GBU-2		

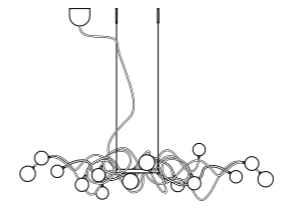

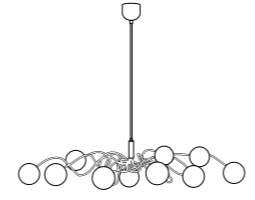

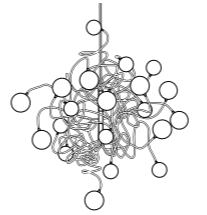

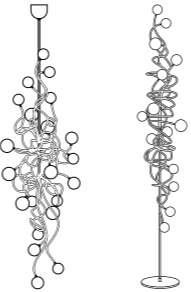

DESIGNS	TYPE	TECHN.	DIM. & FRAME	COLOR	HALO.	LED	
	HL 10	10 x 12 V 10 W G 4	↔ 130 x 40 cm				
	HL 14	14 x 12 V 10 W G 4	↔ 160 x 45 cm				
	HL 18	18 x 12 V 10 W G 4	↔ 180 x 45 cm				
				‡ var. max 200 cm			
				6 mm - inox	GBU-2		

DESIGNS	TYPE	TECHN.	DIM. & FRAME	COLOR	HALO.	LED
BIG BUBBLES SPRING 	HL 10	10 x 12 V 10 W G 4	Ø 110 x 50 cm			
	HL 14	14 x 12 V 10 W G 4	Ø 140 x 50 cm			
	HL 20	20 x 12 V 10 W G 4	Ø 170 x 70 cm			
			‡ ** cm			
			6 mm - inox	GBU-2		
BIG BUBBLES LONG 	HL 20	20 x 12 V 10 W G 4	Ø 50 ‡ 200 cm			
			‡ ** cm			
			6 mm - inox	GBU-2		
BIG BUBBLES 	PL/WL 1 - M	1 x 12 V 20 W G 4	Ø 30 † 25 cm			
	PL/WL 3	3 x 12 V 20 W G 4	Ø 40 † 25 cm			
	PL/WL 5	5 x 12 V 10 W G 4	Ø 50 † 25 cm			
			6 mm - inox	GBU-2		

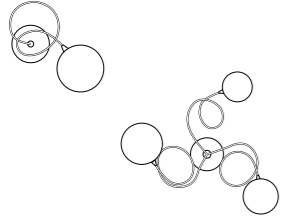



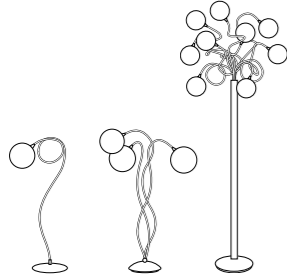

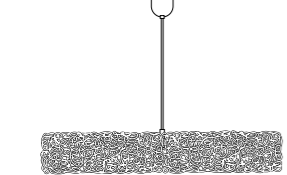
DESIGNS	TYPE	TECHN.	DIM. & FRAME	COLOR	HALO.	LED
BIG BUBBLES 	FL 7	7 x 12 V 10 W G 4	‡ 170 cm			
	FL 10	10 x 12 V 10 W G 4	‡ 175 cm			
	FL 15	15 x 12 V 10 W G 4	‡ 195 cm			
			6 mm - inox	GBU-2		
BREEZE  	HL 7	7 x 12 V 10 W G 4	Ø 70 ‡ ** cm			
	HL 9	9 x 12 V 10 W G 4	Ø 80 ‡ ** cm			
	HL 12	12 x 12 V 10 W G 4	Ø 90 ‡ ** cm			
	HL 15	15 x 12 V 10 W G 4	Ø 120 ‡ ** cm			
	HL 20	20 x 12 V 10 W G 4	Ø 140 ‡ ** cm			
	HL 30	30 x 12 V 5 W G 4	Ø 160 ‡ ** cm			
	HL 40	40 x 12 V 5 W G 4	Ø 160 ‡ ** cm			
	HL 50	50 x 12 V 5 W G 4	Ø 180 ‡ ** cm			
	PL 7	7 x 12 V 10 W G 4	Ø 60 ‡ 30 cm			
	PL 9	9 x 12 V 10 W G 4	Ø 70 ‡ 30 cm			
	PL 12	12 x 12 V 10 W G 4	Ø 80 ‡ 30 cm			
	PL 15	15 x 12 V 10 W G 4	Ø 120 ‡ 40 cm			
	PL 20	20 x 12 V 10 W G 4	Ø 140 ‡ 40 cm			
	PL 30	30 x 12 V 5 W G 4	Ø 160 ‡ 45 cm			
PL 40	40 x 12 V 5 W G 4	Ø 160 ‡ 50 cm				
PL 50	50 x 12 V 5 W G 4	Ø 180 ‡ 50 cm				
			3 mm - inox	BRM		
BREEZE OVAL 	HL 12	12 x 12 V 10 W G 4	Ø 120 x 50 cm			
	HL 15	15 x 12 V 10 W G 4	Ø 130 x 60 cm			
	HL 20	20 x 12 V 10 W G 4	Ø 140 x 70 cm			
			‡ ** cm			
			3 mm - inox	BRM		



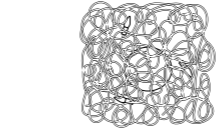

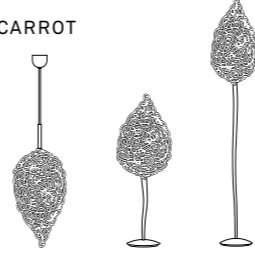

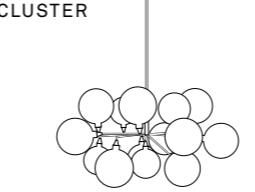

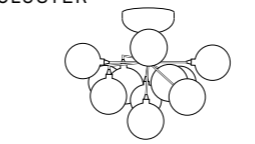

DESIGNS	TYPE	TECHN.	DIM. & FRAME	COLOR	HALO.	LED
BREEZE 	WL/PL 1	1 x 12V 20W G4	∅ 20 → 20 cm			
	WL/PL 3	3 x 12V 20W G4	∅ 30 → 20 cm			
	WL/PL 5	5 x 12V 10W G4	∅ 40 → 25 cm			
			3 mm - inox	BRM		
BREEZE 	TL 1	1 x 12V 20W G4	↓ 45 cm			
	TL 3	3 x 12V 20W G4	↓ 60 cm			
	TL 6	6 x 12V 10W G4	↓ 80 cm			
	FL 9	9 x 12V 10W G4	↓ 175 cm			
	FL 12	12 x 12V 10W G4	↓ 195 cm			
			3 mm - inox	BRM		
BUBBLES 	HL 7	7 x 12V 10W G4	∅ 65 ↓ ** cm			
	HL 9	9 x 12V 10W G4	∅ 70 ↓ ** cm			
	HL 12	12 x 12V 10W G4	∅ 80 ↓ ** cm			
	HL 15	15 x 12V 10W G4	∅ 100 ↓ ** cm			
	HL 20	20 x 12V 10W G4	∅ 120 ↓ ** cm			
	HL 30	30 x 12V 5W G4	∅ 130 ↓ ** cm			
	HL 40	40 x 12V 5W G4	∅ 140 ↓ ** cm			
	HL 50	50 x 12V 5W G4	∅ 150 ↓ ** cm			
	PL 7	7 x 12V 10W G4	∅ 65 ↓ 30 cm			
	PL 9	9 x 12V 10W G4	∅ 70 ↓ 30 cm			
	PL 12	12 x 12V 10W G4	∅ 80 ↓ 30 cm			
	PL 15	15 x 12V 10W G4	∅ 100 ↓ 40 cm			
	PL 20	20 x 12V 10W G4	∅ 120 ↓ 40 cm			
	PL 30	30 x 12V 5W G4	∅ 130 ↓ 45 cm			
	PL 40	40 x 12V 5W G4	∅ 140 ↓ 50 cm			
	PL 50	50 x 12V 5W G4	∅ 150 ↓ 50 cm			
BUBBLES OVAL 	HL 12	12 x 12V 10W G4	∅ 130 x 40 cm			
	HL 15	15 x 12V 10W G4	∅ 160 x 70 cm			
			↓ ** cm			
			3 mm - inox	GBU-2		

140

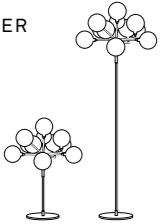

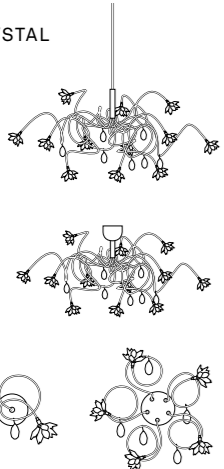



DESIGNS	TYPE	TECHN.	DIM. & FRAME	COLOR	HALO.	LED
BUBBLES KITE 	HL 10	10 x 12V 10W G4	↔ 100 x 20 cm			
	HL 14	14 x 12V 10W G4	↔ 125 x 25 cm			
	HL 18	18 x 12V 10W G4	↔ 150 x 30 cm			
			↓ var. max 200 cm			
			3 mm - inox	GBU-2		
BUBBLES SPRING 	HL 9	9 x 12V 10W G4	∅ 95 x 20 cm			
	HL 12	12 x 12V 10W G4	∅ 130 x 40 cm			
	HL 15	15 x 12V 10W G4	∅ 160 x 70 cm			
			↓ ** cm			
			3 mm - inox	GBU-2		
BUBBLES DOUBLE 	HL 18	18 x 12V 10W G4	∅ 70 ↓ ** cm			
	HL 24	24 x 12V 5W G4	∅ 75 ↓ ** cm			
	HL 30	30 x 12V 5W G4	∅ 100 ↓ ** cm			
			↓ ** cm			
			3 mm - inox	GBU-2		
BUBBLES LONG 	HL 14	14 x 12V 10W G4	∅ 30 ‡ 125 cm			
	HL 18	18 x 12V 10W G4	∅ 35 ‡ 150 cm			
	HL 24	24 x 12V 5W G4	∅ 50 ‡ 200 cm			
			↓ on order			
	FL 14	14 x 12V 10W G4	↓ 150 ‡ 125 cm			
			3 mm - inox	GBU-2		

141

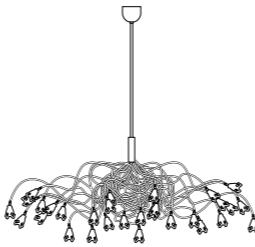

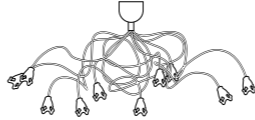

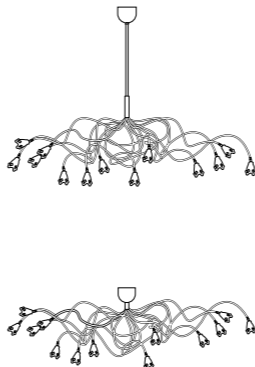

DESIGNS	TYPE	TECHN.	DIM. & FRAME	COLOR	HALO.	LED
	WL/PL 1 - S	1 x 12 V 20 W G 4	∅ 20 → 25 cm			
	WL/PL 1 - M	1 x 12 V 20 W G 4	∅ 20 → 25 cm			
	WL/PL 1 - L	1 x 12 V 20 W G 4	∅ 20 → 25 cm			
	WL/PL 3	3 x 12 V 20 W G 4	∅ 40 → 25 cm			
	WL/PL 5	5 x 12 V 10 W G 4	∅ 50 → 35-50 cm			
			3 mm - inox	GBU-2		
	TL 3	3 x 12 V 20 W G 4	‡ 65 cm			
	TL 6	6 x 12 V 10 W G 4	‡ 85 cm			
	FL 7	7 x 12 V 10 W G 4	‡ 170 cm			
			3 mm - inox	GBU-2		
	TL 1 - M	1 x 12 V 20 W G 4	‡ 55 cm			
	TL 3	3 x 12 V 20 W G 4	‡ 70 cm			
	TL 5	5 x 12 V 10 W G 4	‡ 75 cm			
	FL 7	7 x 12 V 10 W G 4	‡ 170 cm			
	FL 9	9 x 12 V 10 W G 4	‡ 175 cm			
			3 mm - inox	GBU-2		
	HL	12 x 12 V 10 W G 4	∅ 120 x 20 cm ‡ 25 cm ‡ ** cm			
			3 mm alu			

DESIGNS	TYPE	TECHN.	DIM. & FRAME	COLOR	HALO.	LED
	WL/PL 7	7 x 12 V 10 W G 4	‡ 75 → 25 cm → 17 cm			
			3 mm - alu			
	WL/PL 3	3 x 12 V 20 W G 4	‡ 25 → 25 cm			
	WL/PL 5	5 x 12 V 10 W G 4	‡ 35 → 35 cm			
	WL/PL 7	7 x 12 V 10 W G 4	‡ 50 → 50 cm → 15 cm			
			3 mm - alu			
	HL 14	14 x 12 V 10 W G 4	∅ 50 ‡ 75 cm ‡ ** cm			
	TL 6	6 x 12 V 10 W G 4	‡ 90 cm			
	FL 10	10 x 12 V 10 W G 4	‡ 180 cm			
			5 mm - alu			
	HL 4	4 x 12 V 10 W G 4	∅ 30 ‡ 20 cm			
	HL 6	6 x 12 V 10 W G 4	∅ 30 ‡ 20 cm			
	HL 11	11 x 12 V 10 W G 4	∅ 50 ‡ 35 cm			
	HL 16	16 x 12 V 10 W G 4	∅ 55 ‡ 35 cm ‡ var. cm			
			3 mm - inox	GBU-2		
	WL/PL 4	4 x 12 V 10 W G 4	∅ 30 ‡ 20 cm			
	WL/PL 6	6 x 12 V 10 W G 4	∅ 35 ‡ 20 cm			
	PL 11	11 x 12 V 10 W G 4	∅ 50 ‡ 35 cm			
			3 mm - inox	GBU-2		







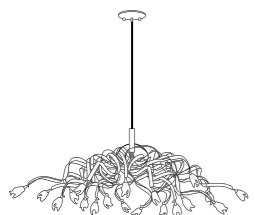



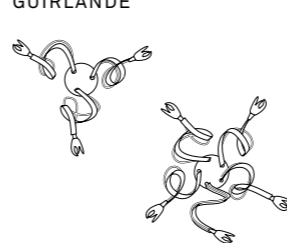







DESIGNS	TYPE	TECHN.	DIM. & FRAME	COLOR	HALO.	LED
CLUSTER 	TL 11	11 x 12 V 10 W G 4	Ø 40 † 60 cm	 GBU-2		
	FL 11	11 x 12 V 10 W G 4	Ø 45 † 160 cm			
CRYSTAL 	HL 9	9 x 12 V 10 W G 4	Ø 80 † ** cm	 GCY 2 4 5 7 10 15 18 22		
	HL 12	12 x 12 V 10 W G 4	Ø 90 † ** cm			
	HL 14	14 x 12 V 10 W G 4	Ø 110 † ** cm			
	PL 9	9 x 12 V 10 W G 4	Ø 80 † 55 cm			
	PL 12	12 x 12 V 10 W G 4	Ø 90 † 70 cm			
	PL 14	14 x 12 V 10 W G 4	Ø 110 † 85 cm			
			4 mm - inox			
	WL/PL 1	1 x 12 V 20 W G 4	Ø 20 † 20 cm			
	WL/PL 3	3 x 12 V 20 W G 4	Ø 30 † 20 cm			
	WL/PL 5	5 x 12 V 10 W G 4	Ø 40 † 25 cm			
CRYSTAL DIAMOND 	HL 9	9 x 12 V 10 W G 4	Ø 80 † ** cm	 GCY 2 4 5 7 10 15 18 22		
	HL 12	12 x 12 V 10 W G 4	Ø 90 † ** cm			
	HL 14	14 x 12 V 10 W G 4	Ø 110 † ** cm			
	PL 9	9 x 12 V 10 W G 4	Ø 80 † 55 cm			
	PL 12	12 x 12 V 10 W G 4	Ø 90 † 70 cm			
	PL 14	14 x 12 V 10 W G 4	Ø 110 † 85 cm			
			4 mm - inox			
	WL/PL 1	1 x 12 V 20 W G 4	Ø 20 † 20 cm			
	WL/PL 3	3 x 12 V 20 W G 4	Ø 30 † 20 cm			
	WL/PL 5	5 x 12 V 10 W G 4	Ø 40 † 25 cm			

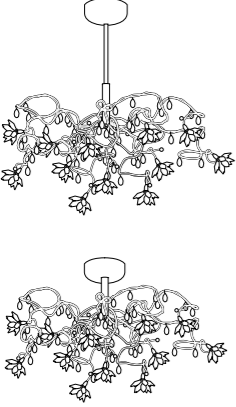



144





DESIGNS	TYPE	TECHN.	DIM. & FRAME	COLOR	HALO.	LED				
FLAG 	HL 10	10 x 12 V 10 W G 4	Ø 90 † ** cm	 GFL-2						
	HL 14	14 x 12 V 10 W G 4	Ø 100 † ** cm							
	HL 20	20 x 12 V 10 W G 4	Ø 170 † ** cm							
	HL 24	24 x 12 V 5 W G 4	Ø 180 † ** cm							
	HL 30	30 x 12 V 5 W G 4	Ø 200 † ** cm							
	HL 35	35 x 12 V 5 W G 4	Ø 280 † ** cm							
			6 mm - inox							
FLAG 	PL 10	10 x 12 V 10 W G 4	Ø 90 † 30 cm	 GFL-2						
	PL 14	14 x 12 V 10 W G 4	Ø 100 † 40 cm							
	PL 20	20 x 12 V 10 W G 4	Ø 170 † 50 cm							
	PL 24	24 x 12 V 10 W G 4	Ø 180 † 50 cm							
	PL 30	30 x 12 V 5 W G 4	Ø 200 † 50 cm							
	PL 35	35 x 12 V 5 W G 4	Ø 250 † 50 cm							
							6 mm - inox			
	FLAG OVAL 	HL 10	10 x 12 V 10 W G 4				Ø 110 x 50 cm	 GFL-2		
		HL 14	14 x 12 V 10 W G 4				Ø 140 x 50 cm			
		HL 20	20 x 12 V 10 W G 4				Ø 170 x 60 cm			
HL 24		24 x 12 V 10 W G 4	Ø 180 x 70 cm							
HL 30		30 x 12 V 5 W G 4	Ø 200 x 70 cm							
HL 35		35 x 12 V 5 W G 4	Ø 250 x 80 cm							
			† ** cm							
PL 10		10 x 12 V 10 W G 4	Ø 110 x 50 cm							
PL 14		14 x 12 V 10 W G 4	Ø 145 x 65 cm							
PL 20		20 x 12 V 10 W G 4	Ø 170 x 70 cm							
PL 24		24 x 12 V 10 W G 4	Ø 180 x 70 cm							
PL 30		30 x 12 V 5 W G 4	Ø 200 x 70 cm							
PL 35		35 x 12 V 5 W G 4	Ø 250 x 80 cm							
			† min.40cm							
		6 mm - inox								

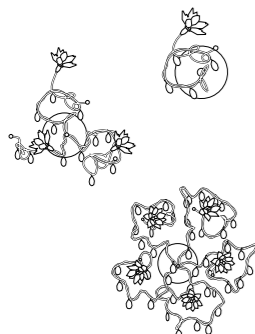

145



DESIGNS	TYPE	TECHN.	DIM. & FRAME	COLOR	HALO.	LED
FLOWER 	HL 1	1 x G4 max. 20 W	∅ 15 † max. 200 cm	 GCY 2 3 4 5 7 inox 10 15 18 22		
	TL 1	1 x G4 max. 20 W	∅ 15 † 57 cm			
	FL 1	1 x G4 max. 20 W	∅ 15 † 127 cm			
FLOWER LARGE 	HL 1	1 x E14 max. 60 W	∅ 30 † max. 200 cm	 GBF inox 2 5 15 18 22		
	TL 1	1 x E14 max. 60 W	∅ 30 † 68 cm			
	FL 1	1 x E14 max. 60 W	∅ 30 † 140 cm			
GUIRLANDE 	HL 6-4	6 x 12 V 10 W G4	∅ 60 † ** cm	 mat inox polished inox GGU-2		
	HL 10-4	10 x 12 V 10 W G4	∅ 90 † ** cm			
	PL 6-4	6 x 12 V 10 W G4	∅ 60 † 35 cm			
	PL 10-4	10 x 12 V 10 W G4	∅ 80 † 40-50 cm			
GUIRLANDE OVAL 	HL 10	10 x 12 V 10 W G4	∅ 120 x 50 cm	 mat inox polished inox GGU-2		
	HL 15	15 x 12 V 10 W G4	∅ 130 x 50 cm			
	HL 20	20 x 12 V 10 W G4	∅ 140 x 60 cm		† ** cm	



DESIGNS	TYPE	TECHN.	DIM. & FRAME	COLOR	HALO.	LED
GUIRLANDE 	WL/PL 1	1 x 12 V 20 W G4	∅ 20 † 20 cm	 mat inox polished inox GGU-2		
	WL/PL 3	3 x 12 V 20 W G4	∅ 45 † 20 cm			
	WL/PL 5	5 x 12 V 10 W G4	∅ 55 † 20 cm			
GUIRLANDE 	FL 10-4	10 x 12 V 10 W G4	† 170 cm	 mat inox polished inox GGU-2		
HOOD 	TL 1	1 x 12 V 20 W G4	∅ 11 † 52 cm	 3 mm - inox GH0-1		
JELLY 	HL 1 - L	1 x E27 max. 60 W	∅ 30 † max. 200 cm	 inox GJE		
	TL 1 - L	1 x E27 max. 60 W	∅ 30 † 65 cm			
	FL 1 - L	1 x E27 max. 60 W	∅ 30 † 135 cm			



DESIGNS	TYPE	TECHN.	DIM. & FRAME	COLOR	HALO.	LED
	HL 9	9 x 12 V 10 W G 4	Ø 50 † ** cm	 GCY 2 3 4 5 7 10 15 18 22 2 x 3 mm - inox		
	HL 12	12 x 12 V 10 W G 4	Ø 60 † ** cm			
	HL 15	15 x 12 V 10 W G 4	Ø 80 † ** cm			
	HL 24	24 x 12 V 10 W G 4	Ø 120 † ** cm			
	PL/WL 9	9 x 12 V 10 W G 4	Ø 50 † 30 cm			
	PL/WL 12	12 x 12 V 10 W G 4	Ø 60 † 30 cm			
	PL 15	15 x 12 V 10 W G 4	Ø 80 † 35 cm			
	PL 24	24 x 12 V 10 W G 4	Ø 120 † 35 cm			
JEWEL CHANDELIER	HL 12	12 x 12 V 10 W G 4	Ø 75 † ** cm	 GCY 2 3 4 5 7 10 15 18 22 2 x 3 mm - inox		
HL 15	15 x 12 V 10 W G 4	Ø 95 † ** cm				
HL 24	24 x 12 V 10 W G 4	Ø 115 † ** cm				
HL 27	27 x 12 V 10 W G 4	Ø 130 † ** cm				
JEWEL CHANDELIER OVAL	HL 12	12 x 12 V 10 W G 4	Ø 125 x 40 cm	 GCY 2 3 4 5 7 10 15 18 22 2 x 3 mm - inox		
HL 15	15 x 12 V 10 W G 4	Ø 135 x 55 cm				
HL 24	24 x 12 V 10 W G 4	Ø 145 x 65 cm				
HL 27	27 x 12 V 10 W G 4	Ø 150 x 75 cm				
		† ** cm				



DESIGNS	TYPE	TECHN.	DIM. & FRAME	COLOR	HALO.	LED
JEWEL DOUBLE	HL 30	30 x 12 V 5 W G 4	Ø 90 † 105 cm	 GCY 2 3 4 5 7 10 15 18 22 2 x 3 mm - inox		
	HL 48	48 x 12 V 5 W G 4	Ø 120 † 120 cm			
JEWEL LONG	PL 9	9 x 12 V 10 W G 4	† 70 cm	 GCY 2 3 4 5 7 10 15 18 22 2 x 3 mm - inox		
JEWEL OVAL	HL 9	9 x 12 V 10 W G 4	Ø 90 x 35 cm	 GCY 2 3 4 5 7 10 15 18 22 2 x 3 mm - inox		
	HL 12	12 x 12 V 10 W G 4	Ø 100 x 40 cm			
	HL 15	15 x 12 V 10 W G 4	Ø 120 x 45 cm			
	HL 24	24 x 12 V 10 W G 4	Ø 145 x 45 cm			
JEWEL SKY	HL 12	12 x 12 V 10 W G 4	↔ 110 x 30 cm	 GCY 2 3 4 5 7 10 15 18 22 2 x 3 mm - inox		
	HL 18	18 x 12 V 10 W G 4	↔ 140 x 40 cm			
	HL 30	30 x 12 V 5 W G 4	↔ 180 x 40 cm			
			‡ var. max200 cm			



DESIGNS	TYPE	TECHN.	DIM. & FRAME	COLOR	HALO.	LED
	WL/PL 1	1 x 12 V 20 W G 4	∅ 20 → 15 cm	 GCY 2 3 4 5 7 10 15 18 22		
	WL/PL 3	3 x 12 V 20 W G 4	∅ 30 → 15 cm			
	WL/PL 5	5 x 12 V 10 W G 4	∅ 45 → 20 cm			
			2 x 3 mm - inox			








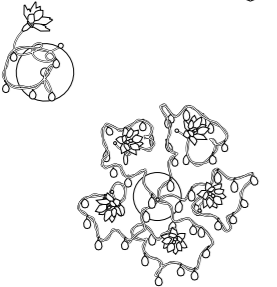

	WL 5	5 x 12 V 10 W G 4	↑ 70 ↔ 30 cm → 20 cm	 GCY 2 3 4 5 7 10 15 18 22		
	WL 9	9 x 12 V 10 W G 4	↑ 110 ↔ 35 cm → 20 cm			
			2 x 3 mm - inox			









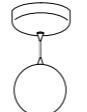
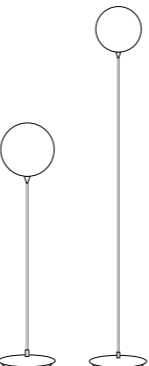

	TL 1	1 x 12 V 20 W G 4	↑ 50 cm	 GCY 2 3 4 5 7 10 15 18 22		
	TL 3	3 x 12 V 20 W G 4	↑ 60 cm			
			2 x 3 mm - inox			

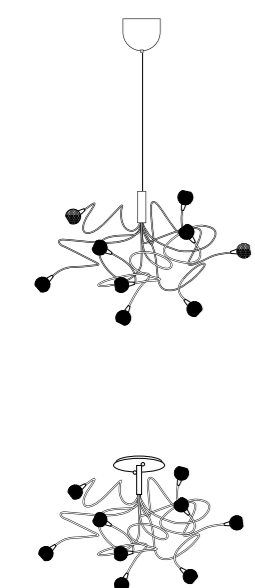

DESIGNS	TYPE	TECHN.	DIM. & FRAME	COLOR	HALO.	LED
	HL 9	9 x 12 V 10 W G 4	∅ 50 ↓ ** cm	 GCY 2 3 4 5 7 10 15 18 22		
	HL 12	12 x 12 V 10 W G 4	∅ 60 ↓ ** cm			
	HL 15	15 x 12 V 10 W G 4	∅ 80 ↓ ** cm			
	HL 24	24 x 12 V 10 W G 4	∅ 120 ↓ ** cm			
	PL 9	9 x 12 V 10 W G 4	∅ 50 ↓ 30 cm			
	PL 12	12 x 12 V 10 W G 4	∅ 60 ↓ 30 cm			
	PL 15	15 x 12 V 10 W G 4	∅ 80 ↓ 35 cm			
	PL 24	24 x 12 V 10 W G 4	∅ 120 ↓ 35 cm			
					2 x 3 mm - inox	

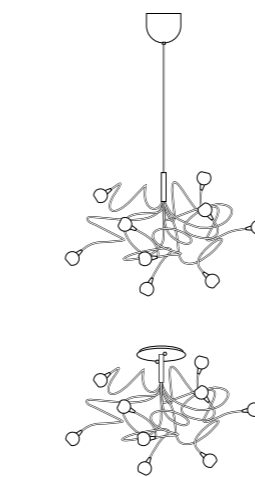

	HL 12	12 x 12 V 10 W G 4	∅ 75 ↓ ** cm	 GCY 2 3 4 5 7 10 15 18 22		
	HL 15	15 x 12 V 10 W G 4	∅ 85 ↓ ** cm			
	HL 24	24 x 12 V 10 W G 4	∅ 125 ↓ ** cm			
			2 x 3 mm - inox			

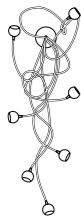

	HL 30	30 x 12 V 5 W G 4	∓ 90 x 105 cm	 GCY 2 3 4 5 7 10 15 18 22		
	HL 48	48 x 12 V 5 W G 4	∓ 120 x 120 cm			
			↑ on order			
			2 x 3 mm - inox			



DESIGNS	TYPE	TECHN.	DIM. & FRAME	COLOR	HALO.	LED	
JEWEL DIAMOND OVAL  	HL 9	9 x 12 V 10 W G 4	∅ 90 x 35 cm	 GCY 2 3 4 5 7 10 15 18 22			
	HL 12	12 x 12 V 10 W G 4	∅ 100 x 40 cm		↓ ** cm		
	HL 15	15 x 12 V 10 W G 4	∅ 120 x 45 cm				
	HL 24	24 x 12 V 10 W G 4	∅ 145 x 45 cm				
			↓ ** cm				
			2 x 3 mm - inox				
JEWEL DIAMOND SKY  	HL 12	12 x 12 V 10 W G 4	↔ 110 x 30 cm	 GCY 2 3 4 5 7 10 15 18 22			
	HL 18	18 x 12 V 10 W G 4	↔ 140 x 40 cm		↓ var. max 200 cm		
	HL 30	30 x 12 V 5 W G 4	↔ 180 x 40 cm				
			↓ var. max 200 cm				
			2 x 3 mm - inox				
JEWEL DIAMOND  	WL/PL 1	1 x 12 V 20 W G 4	∅ 20 ↔ 15 cm	 GCY 2 3 4 5 7 10 15 18 22			
	WL/PL 3	3 x 12 V 20 W G 4	∅ 30 ↔ 15 cm				
	WL/PL 5	5 x 12 V 10 W G 4	∅ 45 ↔ 20 cm				
			2 x 3 mm - inox				



DESIGNS	TYPE	TECHN.	DIM. & FRAME	COLOR	HALO.	LED	
JEWEL DIAMOND LONG  	WL 5	5 x 12 V 10 W G 4	↓ 70 ↔ 30 cm ↔ 20 cm	 GCY 2 3 4 5 7 10 15 18 22			
	WL 9	9 x 12 V 10 W G 4	↓ 110 ↔ 35 cm ↔ 20 cm				
			2 x 3 mm - inox				
JEWEL DIAMOND  	TL 1	1 x 12 V 20 W G 4	↓ 50 cm	 GCY 2 3 4 5 7 10 15 18 22			
	TL 3	3 x 12 V 20 W G 4	↓ 60 cm				
			2 x 3 mm - inox				
LAB 	TL 1	1 x 12 V 20 W G 4	∅ 14 ↓ 50 cm	 GBU-2			
MATCH  	PL 1 - L	1 x 12 V 20 W G 4	↓ 25 cm 3 mm - inox	 GBU-2			
	TL 1 - M	1 x 12 V 20 W G 4	↓ 50 cm				
	TL 1 - L	1 x 12 V 20 W G 4	↓ 55 cm				
	FL 1 - L 140	1 x 12 V 20 W G 4	↓ 140 cm				
	FL 1 - L 155	1 x 12 V 20 W G 4	↓ 155 cm				
	FL 1 - L 170	1 x 12 V 20 W G 4	↓ 170 cm				
			6 mm - inox				



DESIGNS	TYPE	TECHN.	DIM. & FRAME	COLOR	HALO.	LED
	HL 7	7 x 12V 10W G4	Ø 70 † ** cm	 3 mm - inox PMB-19		
	HL 9	9 x 12V 10W G4	Ø 80 † ** cm			
	HL 12	12 x 12V 10W G4	Ø 90 † ** cm			
	HL 15	15 x 12V 10W G4	Ø 120 † ** cm			
	HL 20	20 x 12V 10W G4	Ø 140 † ** cm			
	HL 30	30 x 12V 5W G4	Ø 160 † ** cm			
	HL 40	40 x 12V 5W G4	Ø 160 † ** cm			
	HL 50	50 x 12V 5W G4	Ø 180 † ** cm			
	PL 7	7 x 12V 10W G4	Ø 60 † 30 cm			
	PL 9	9 x 12V 10W G4	Ø 70 † 30 cm			
	PL 12	12 x 12V 10W G4	Ø 80 † 30 cm			
	PL 15	15 x 12V 10W G4	Ø 120 † 40 cm			
	PL 20	20 x 12V 10W G4	Ø 140 † 40 cm			
	PL 30	30 x 12V 5W G4	Ø 160 † 45 cm			
	PL 40	40 x 12V 5W G4	Ø 160 † 50 cm			
	PL 50	50 x 12V 5W G4	Ø 180 † 50 cm			
	METALBALL OVAL	HL 12	12 x 12V 10W G4		Ø 120 x 50 cm	
	HL 15	15 x 12V 10W G4	Ø 130 x 60 cm			
	HL 20	20 x 12V 10W G4	Ø 140 x 70 cm			
			† ** cm			
				3 mm - inox	PMB-19	



DESIGNS	TYPE	TECHN.	DIM. & FRAME	COLOR	HALO.	LED
	HL 7	7 x 12V 10W G4	Ø 70 † ** cm	 3 mm - inox GMU		
	HL 9	9 x 12V 10W G4	Ø 80 † ** cm			
	HL 12	12 x 12V 10W G4	Ø 90 † ** cm			
	HL 15	15 x 12V 10W G4	Ø 120 † ** cm			
	HL 20	20 x 12V 10W G4	Ø 140 † ** cm			
	HL 30	30 x 12V 5W G4	Ø 160 † ** cm			
	HL 40	40 x 12V 5W G4	Ø 160 † ** cm			
	HL 50	50 x 12V 5W G4	Ø 180 † ** cm			
	PL 7	7 x 12V 10W G4	Ø 60 † 30 cm			
	PL 9	9 x 12V 10W G4	Ø 60 † 30 cm			
	PL 12	12 x 12V 10W G4	Ø 80 † 30 cm			
	PL 15	15 x 12V 10W G4	Ø 120 † 40 cm			
	PL 20	20 x 12V 10W G4	Ø 140 † 40 cm			
	PL 30	30 x 12V 5W G4	Ø 160 † 45 cm			
	PL 40	40 x 12V 5W G4	Ø 160 † 50 cm			
	PL 50	50 x 12V 5W G4	Ø 180 † 50 cm			
	MURRINI DOUBLE	HL 18	18 x 12V 10W G4		Ø 80 † ** cm	
	HL 24	24 x 12V 5W G4	Ø 90 † ** cm			
	HL 30	30 x 12V 5W G4	Ø 120 † ** cm			
				3 mm - inox	GMU	
MURRINI OVAL	HL 12	12 x 12V 10W G4	Ø 120 x 50 cm			
	HL 15	15 x 12V 10W G4	Ø 130 x 60 cm			
	HL 20	20 x 12V 10W G4	Ø 140 x 70 cm			
			† ** cm			
				3 mm - inox	GMU	
MURRINI	WL/PL 1	1 x 12V 20W G4	Ø 20 † 20 cm			
	WL/PL 3	3 x 12V 20W G4	Ø 30 † 20 cm			
	WL/PL 5	5 x 12V 10W G4	Ø 30 † 25 cm			
				3 mm - inox	GMU	

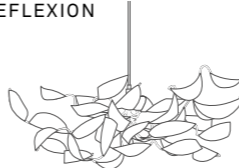
DESIGNS	TYPE	TECHN.	DIM. & FRAME	COLOR	HALO.	LED
MURRINI LONG 	WL 5	5 x 12V 10W G4	↑ 50 → 25 cm			
	WL 7	7 x 12V 10W G4	↑ 70 → 30 cm			
	WL 9	9 x 12V 10W G4	↑ 120 → 30 cm			
	WL 12	12 x 12V 10W G4	↑ 120 → 30 cm			
			3 mm - inox	GMU		


MURRINI 	TL 1	1 x 12V 20W G4	↑ 50 cm			
	TL 2	2 x 12V 20W G4	↑ 50 cm			
	TL 3	3 x 12V 20W G4	↑ 50 cm			
	TL 5	5 x 12V 10W G4	↑ 70 cm			
	FL 7	7 x 12V 10W G4	↑ 160 cm			
	FL 9	9 x 12V 10W G4	↑ 170 cm			
			3 mm - inox	GMU		

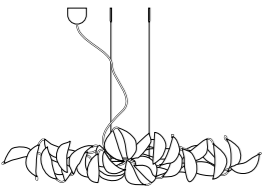

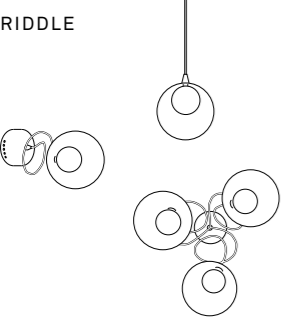

PAPILLON 	HL/PL 7	7 x 12V 10W G4	∅ 50 ↓ ** cm						
	HL/PL12	12 x 12V 10W G4	∅ 70 ↓ ** cm						
	WL 1	1 x 12V 20W G4	∅ 20 → 20 cm						
	WL 3	3 x 12V 20W G4	∅ 40 → 25 cm						
	TL 5	5 x 12V 10W G4	∅ 45 ↓ 70 cm						
	FL 7	7 x 12V 10W G4	∅ 50 ↓ 155 cm						
							3 mm - inox	GPP-2	
	TL 1	1 x 12V 20W G4	∅ 14 ↓ 60 cm						
							2 x 3 mm - inox		

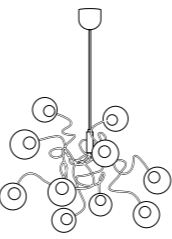

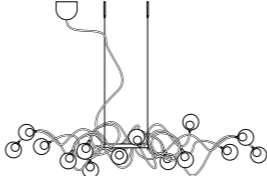



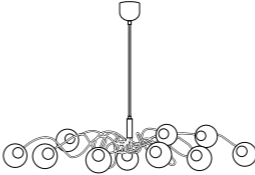

DESIGNS	TYPE	TECHN.	DIM. & FRAME	COLOR	HALO.	LED
PAPILLON IRI 	HL/PL 7	7 x 12V 10W G4	∅ 50 ↓ ** cm			
	HL/PL12	12 x 12V 10W G4	∅ 70 ↓ ** cm			
	WL 1	1 x 12V 20W G4	∅ 20 → 20 cm			
	WL 3	3 x 12V 20W G4	∅ 40 → 25 cm			
	TL 5	5 x 12V 10W G4	∅ 45 ↓ 70 cm			
	FL 7	7 x 12V 10W G4	∅ 50 ↓ 155 cm			
			3 mm - inox	GPP-29		
			2 x 3 mm - inox			

PENNE 	FL 5	5 x 12V 20W G4	↑ 185 cm			
	FL 7	7 x 12V 20W G4	↑ 195 cm			
			6 mm - inox	GPE-1		


REFLEXION 	HL 12	12 x 12V 10W G4	∅ 110 ↓ ** cm			
	HL 15	15 x 12V 10W G4	∅ 130 ↓ ** cm			
	PL 12	12 x 12V 10W G4	∅ 110 ↓ 50 cm			
	PL 15	15 x 12V 10W G4	∅ 130 ↓ 55 cm			
			3 mm inox-alu			

REFLEXION 	WL/PL 3	3 x 12V 20W G4	∅ 40 → 25 cm			
	WL/PL 5	5 x 12V 10W G4	∅ 50 → 30 cm			
	WL/PL 7	7 x 12V 10W G4	∅ 65 → 35 cm			
	WL/PL 9	9 x 12V 10W G4	∅ 80 → 35 cm			
	WL/PL 12	12 x 12V 10W G4	∅ 100 → 35 cm			

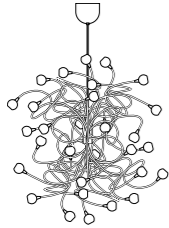

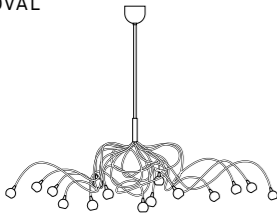

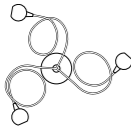



DESIGNS	TYPE	TECHN.	DIM. & FRAME	COLOR	HALO.	LED
REFLEXION KITE 	HL 12	12 x 12 V 10 W G 4	↔ 140 x 35 cm			
	HL 14	14 x 12 V 10 W G 4	↔ 200 x 40 cm			
			‡ var. max 200 cm			
			3 mm inox-alu			
REFLEXION LONG 	WL 5	5 x 12 V 10 W G 4	‡ 90 ↔ 25 cm			
	WL 7	7 x 12 V 10 W G 4	‡ 100 ↔ 30 cm			
	WL 9	9 x 12 V 10 W G 4	‡ 130 ↔ 35 cm			
	WL 12	12 x 12 V 10 W G 4	‡ 140 ↔ 35 cm			
				↔ 45 cm		
	PL 12	12 x 12 V 10 W G 4	↔ 35 ‡ 160 cm			
			↔ 35 cm			
	HL 12	12 x 12 V 10 W G 4	↔ 140 ‡ ** cm			
			3 mm inox-alu			
RIDDLE 	HL 1	1 x 12 V 20 W G 4	∅ 12 ‡ ** cm			
	PL/WL 1	1 x 12 V 20 W G 4	∅ 12 ↔ 25 cm			
	PL/WL 3	3 x 12 V 20 W G 4	∅ 35 ↔ 25 cm			
						
			3 mm - inox	∅ 12/6 CM		




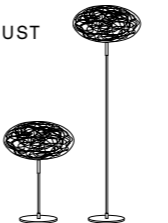

DESIGNS	TYPE	TECHN.	DIM. & FRAME	COLOR	HALO.	LED
RIDDLE SIX 	HL 10	10 x 12 V 10 W G 4	∅ 100 ‡ ** cm			
	HL 14	14 x 12 V 10 W G 4	∅ 110 ‡ ** cm			
	HL 20	20 x 12 V 10 W G 4	∅ 180 ‡ ** cm			
	HL 24	24 x 12 V 10 W G 4	∅ 190 ‡ ** cm			
	HL 30	30 x 12 V 5 W G 4	∅ 250 ‡ ** cm			
	HL 35	35 x 12 V 5 W G 4	∅ 250 ‡ ** cm			
			6 mm - inox			
				∅ 12/6 CM		
RIDDLE SIX KITE 	HL 10	10 x 12 V 10 W G 4	↔ 110 x 35 cm			
	HL 14	14 x 12 V 10 W G 4	↔ 140 x 45 cm			
	HL 18	18 x 12 V 10 W G 4	↔ 160 x 45 cm			
			‡ var. max 200 cm			
			6 mm - inox			
				∅ 12/6 CM		
RIDDLE SIX LONG 	HL 14	14 x 12 V 10 W G 4	∅ 40 ‡ 170 cm			
	HL 20	20 x 12 V 10 W G 4	∅ 50 ‡ 200 cm			
			‡ on order			
			6 mm - inox			
				∅ 12/6 CM		
RIDDLE SIX OVAL 	HL 10	10 x 12 V 10 W G 4	∅ 110 x 40 cm			
	HL 14	14 x 12 V 10 W G 4	∅ 140 x 50 cm			
	HL 20	20 x 12 V 10 W G 4	∅ 170 x 70 cm			
	HL 24	24 x 12 V 10 W G 4	∅ 180 x 70 cm			
	HL 30	30 x 12 V 5 W G 4	∅ 200 x 70 cm			
			‡ ** cm			
			6 mm - inox			
				∅ 12/6 CM		


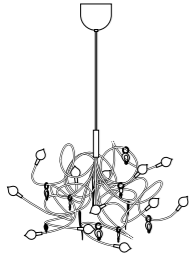
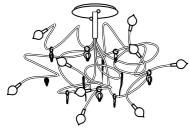
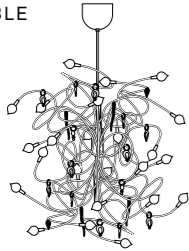


DESIGNS	TYPE	TECHN.	DIM. & FRAME	COLOR	HALO.	LED
	HL 1	1 x 12 V 10 W G 4	Ø 8 † 10 cm			
	HL 5	5 x 12 V 10 W G 4	Ø 35 † 25 cm			
	HL 9	9 x 12 V 10 W G 4	Ø 55 † 35 cm			
	HL 13	13 x 12 V 10 W G 4	Ø 55 † 35 cm † ** cm			
	WL/PL 1	1 x 12 V 10 W G 4	Ø 10 † 10 cm			
	WL/PL 5	5 x 12 V 10 W G 4	Ø 35 † 25 cm			
	WL/PL 9	9 x 12 V 10 W G 4	Ø 55 † 35 cm			
	TL 1	1 x 12 V 10 W G 4	Ø 10 † 10 cm			
	TL 5	5 x 12 V 10 W G 4	Ø 30 † 65 cm			
	FL 9	9 x 12 V 10 W G 4	Ø 35 † 165 cm			
			3 mm - inox	GRO		
ROCK LARGE	HL 13	13 x 12 V 10 W G 4	Ø 80 † ** cm			
			6 mm - inox	GRO		
SHADE	HL Ø 25	5 x 12 V 10 W G 4	† ** cm			
	HL Ø 30	7 x 12 V 10 W G 4	† ** cm			
	HL Ø 40	9 x 12 V 10 W G 4	† ** cm			
	HL Ø 50	12 x 12 V 10 W G 4	† ** cm			
	HL Ø 60	15 x 12 V 10 W G 4	† ** cm			
			3 mm - alu			

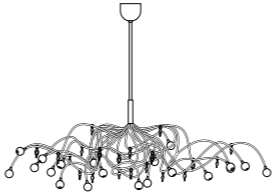

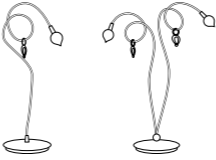

DESIGNS	TYPE	TECHN.	DIM. & FRAME	COLOR	HALO.	LED
SHADE	TL Ø 20	3 x 12 V 20 W G 4	† 55 cm			
	TL Ø 25	5 x 12 V 10 W G 4	† 55 cm			
	FL Ø 20	3 x 12 V 20 W G 4	† 140 cm			
	FL Ø 25	7 x 12 V 10 W G 4	† 145 cm			
	FL Ø 30	9 x 12 V 10 W G 4	† 145 cm			
			3 mm - alu			
SNOWBALL / COLORBALL	HL 7	7 x 12 V 10 W G 4	Ø 70 † ** cm			
	HL 9	9 x 12 V 10 W G 4	Ø 80 † ** cm			
	HL 12	12 x 12 V 10 W G 4	Ø 90 † ** cm			
	HL 15	15 x 12 V 10 W G 4	Ø 120 † ** cm			
	HL 20	20 x 12 V 10 W G 4	Ø 140 † ** cm			
	HL 30	30 x 12 V 5 W G 4	Ø 160 † ** cm			
	HL 40	40 x 12 V 5 W G 4	Ø 160 † ** cm			
	HL 50	50 x 12 V 5 W G 4	Ø 180 † ** cm			
	PL 7	7 x 12 V 10 W G 4	Ø 60 † 30 cm			
	PL 9	9 x 12 V 10 W G 4	Ø 60 † 30 cm			
	PL 12	12 x 12 V 10 W G 4	Ø 80 † 30 cm			
	PL 15	15 x 12 V 10 W G 4	Ø 120 † 40 cm			
	PL 20	20 x 12 V 10 W G 4	Ø 140 † 40 cm			
	PL 30	30 x 12 V 5 W G 4	Ø 160 † 45 cm			
	PL 40	40 x 12 V 5 W G 4	Ø 160 † 50 cm			
	PL 50	50 x 12 V 5 W G 4	Ø 180 † 50 cm			
			3 mm - inox			
				1 3 4 5 7 8 9 11 12 13 14 16		

DESIGNS	TYPE	TECHN.	DIM. & FRAME	COLOR	HALO.	LED
SNOWBALL/COLORBALL DOUBLE 	HL 18	18 x 12 V 10 W G 4	∅ 80 † ** cm			
	HL 24	24 x 12 V 5 W G 4	∅ 90 † ** cm			
	HL 30	30 x 12 V 5 W G 4	∅ 120 † ** cm			
			3 mm - inox	1 3 4 5 7 8 9 11 12 13 14 16		
SNOWBALL / COLORBALL OVAL 	HL 12	12 x 12 V 10 W G 4	∅ 120 X 50 cm			
	HL 15	15 x 12 V 10 W G 4	∅ 130 X 60 cm			
	HL 20	20 x 12 V 10 W G 4	∅ 140 X 70 cm			
			† ** cm			
			3 mm - inox	1 3 4 5 7 8 9 11 12 13 14 16		
SNOWBALL / COLORBALL 	WL/PL 1	1 x 12 V 20 W G 4	∅ 20 ↔ 20 cm			
	WL/PL 3	3 x 12 V 20 W G 4	∅ 30 ↔ 20 cm			
	WL/PL 5	5 x 12 V 10 W G 4	∅ 30 ↔ 25 cm			
			3 mm - inox	1 3 4 5 7 8 9 11 12 13 14 16		
SNOWBALL / COLORBALL 	TL 1	1 x 12 V 20 W G 4	† 50 cm			
	TL 2	2 x 12 V 20 W G 4	† 50 cm			
	TL 3	3 x 12 V 20 W G 4	† 50 cm			
	TL 5	5 x 12 V 10 W G 4	† 70 cm			
	FL 7	7 x 12 V 20 W G 4	† 160 cm			
	FL 9	9 x 12 V 10 W G 4	† 170 cm			
			3 mm - inox	1 3 4 5 7 8 9 11 12 13 14 16		

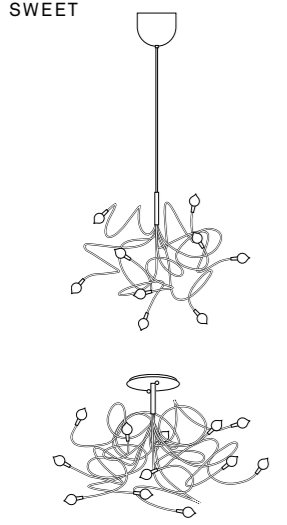

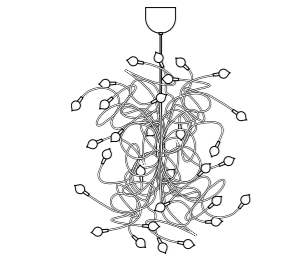

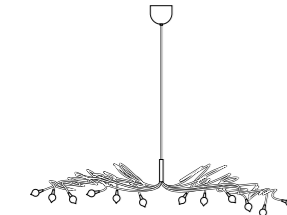

DESIGNS	TYPE	TECHN.	DIM. & FRAME	COLOR	HALO.	LED
SOLE 	WL/PL 1	1 x 12 V 35 W G 4	∅ 15 ↔ 11 cm			
	WL/PL 3	3 x 12 V 20 W G 4	∅ 30 ↔ 12 cm			
	WL/PL 5	5 x 12 V 10 W G 4	∅ 40 ↔ 12 cm			
	WL/PL 7	7 x 12 V 10 W G 4	∅ 50 ↔ 13 cm			
			alu			
STARDUST 	HL ∅ 14	3W / 50 X MINI-LED	∅ 14 † ** cm			
	HL ∅ 24	6W / 100 X MINI-LED	∅ 24 † ** cm			
	HL ∅ 29	6W / 100 X MINI-LED	∅ 29 † ** cm			
	HL ∅ 38	12W / 200 X MINI-LED	∅ 38 † ** cm			
			white, warm white			
STARDUST 	PL/WL ∅ 14	3W / 50 X MINI-LED	∅ 14 † 20 cm			
	PL/WL ∅ 24	6W / 100 X MINI-LED	∅ 24 † 18 cm			
	PL/WL ∅ 29	6W / 100 X MINI-LED	∅ 29 † 20 cm			
	PL/WL ∅ 38	12W / 200 X MINI-LED	∅ 39 † 24 cm			
			white, warm white			
STARDUST 	TL ∅ 38	12W / 200 X MINI-LED	∅ 38 † 80 cm			
	FL ∅ 38	12W / 200 X MINI-LED	∅ 38 † 170 cm			
			white, warm white			
STARDUST OBJECT 	TL ∅ 14	3W / 50 X MINI-LED	∅ 14 † 16 cm			
	TL ∅ 24	6W / 100 X MINI-LED	∅ 24 † 14 cm			
	TL ∅ 29	6W / 100 X MINI-LED	∅ 29 † 17 cm			
	TL ∅ 38	12W / 200 X MINI-LED	∅ 38 † 22 cm			
			white, warm white			

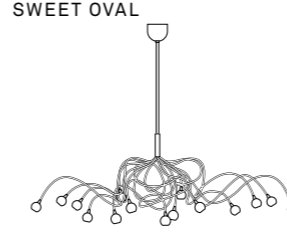

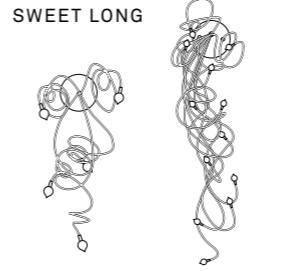

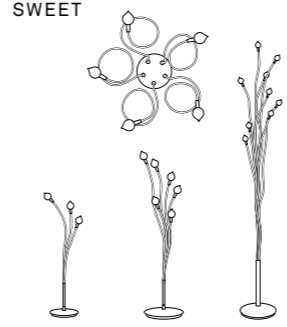

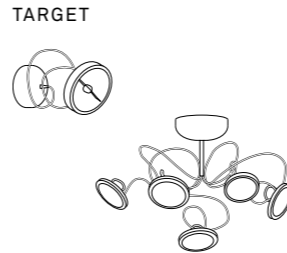
DESIGNS	TYPE	TECHN.	DIM. & FRAME	COLOR	HALO.	LED
STARDUST TUBE 	FL	12W / 200 X MINI-LED	Ø 38 † 130 cm	white, warm white		
STRAWBERRY  	HL 7	7 x 12V 10W G4	Ø 70 † ** cm	GSW multicol. 2 4 5 7 8 9 10 15 3 mm - inox		
	HL 9	9 x 12V 10W G4	Ø 80 † ** cm			
HL 12	12 x 12V 10W G4	Ø 90 † ** cm				
HL 15	15 x 12V 10W G4	Ø 120 † ** cm				
HL 20	20 x 12V 10W G4	Ø 140 † ** cm				
HL 30	30 x 12V 5W G4	Ø 160 † ** cm				
HL 40	40 x 12V 5W G4	Ø 160 † ** cm				
HL 50	50 x 12V 5W G4	Ø 180 † ** cm				
PL 7	7 x 12V 10W G4	Ø 50 † 30 cm				
PL 9	9 x 12V 10W G4	Ø 60 † 30 cm				
PL 12	12 x 12V 10W G4	Ø 80 † 30 cm				
PL 15	15 x 12V 10W G4	Ø 120 † 40 cm				
PL 20	20 x 12V 10W G4	Ø 140 † 40 cm				
PL 30	30 x 12V 5W G4	Ø 160 † 45 cm				
PL 40	40 x 12V 5W G4	Ø 160 † 50 cm				
PL 50	50 x 12V 5W G4	Ø 180 † 50 cm				
STRAWBERRY DOUBLE 	HL 18	18 x 12V 10W G4	Ø 80 † ** cm			
	HL 24	24 x 12V 5W G4	Ø 90 † ** cm			
	HL 30	30 x 12V 5W G4	Ø 120 † ** cm			






164

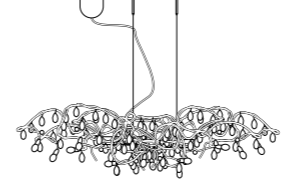
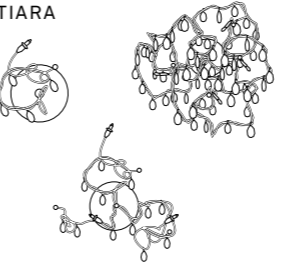


DESIGNS	TYPE	TECHN.	DIM. & FRAME	COLOR	HALO.	LED
STRAWBERRY OVAL 	HL 12	12 x 12V 10W G4	Ø 120 x 50 cm	GSW multicol. 2 4 5 7 8 9 10 15 3 mm - inox		
	HL 15	15 x 12V 10W G4	Ø 130 x 60 cm			
	HL 20	20 x 12V 10W G4	Ø 140 x 70 cm			
			† ** cm			
STRAWBERRY 	WL/PL 1	1 x 12V 20W G4	Ø 20 † 20 cm	GSW multicol. 2 4 5 7 8 9 10 15		
	WL/PL 3	3 x 12V 20W G4	Ø 30 † 20 cm			
	WL/PL 5	5 x 12V 10W G4	Ø 40 † 25 cm			
STRAWBERRY  	TL 1	1 x 12V 20W G4	† 50 cm	GSW multicol. 2 4 5 7 8 9 10 15 3 mm - inox		
	TL 2	2 x 12V 20W G4	† 50 cm			
	TL 3	3 x 12V 20W G4	† 50 cm			
	TL 5	5 x 12V 10W G4	† 70 cm			
	FL 7	7 x 12V 20W G4	† 160 cm			
	FL 9	9 x 12V 10W G4	† 170 cm			

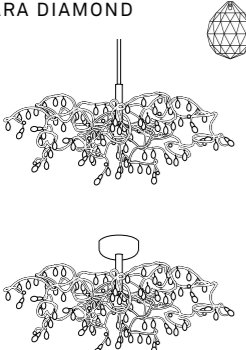



165


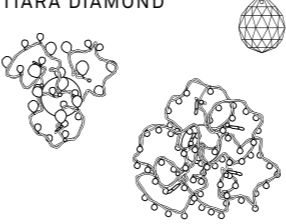

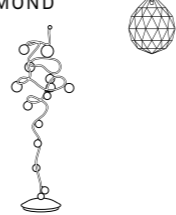
DESIGNS	TYPE	TECHN.	DIM. & FRAME	COLOR	HALO.	LED
	HL 7	7 x 12V 10W G4	∅ 70 † ** cm			
	HL 9	9 x 12V 10W G4	∅ 80 † ** cm			
	HL 12	12 x 12V 10W G4	∅ 90 † ** cm			
	HL 15	15 x 12V 10W G4	∅ 120 † ** cm			
	HL 20	20 x 12V 10W G4	∅ 140 † ** cm			
	HL 30	30 x 12V 5W G4	∅ 160 † ** cm			
	HL 40	40 x 12V 5W G4	∅ 160 † ** cm			
	HL 50	50 x 12V 5W G4	∅ 180 † ** cm			
	PL 7	7 x 12V 10W G4	∅ 60 † 30 cm			
	PL 9	9 x 12V 10W G4	∅ 70 † 30 cm			
	PL 12	12 x 12V 10W G4	∅ 80 † 30 cm			
	PL 15	15 x 12V 10W G4	∅ 120 † 40 cm			
	PL 20	20 x 12V 10W G4	∅ 140 † 40 cm			
	PL 30	30 x 12V 5W G4	∅ 160 † 45 cm			
	PL 40	40 x 12V 5W G4	∅ 160 † 50 cm			
	PL 50	50 x 12V 5W G4	∅ 180 † 50 cm			
			3 mm - inox	 GSW multicol. 2 4 5 7 8 9 10 15		
	HL 18	18 x 12V 10W G4	∅ 80 † ** cm			
	HL 24	24 x 12V 5W G4	∅ 90 † ** cm			
	HL 30	30 x 12V 5W G4	∅ 120 † ** cm			
				3 mm - inox	 GSW multicol. 2 4 5 7 8 9 10 15	
	HL 12	12 x 12V 10W G4	↔ 125 † ** cm			
	HL 15	15 x 12V 10W G4	↔ 140 † ** cm			
			3 mm - inox	 GSW multicol. 2 4 5 7 8 9 10 15		







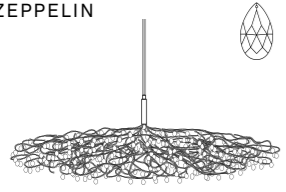

DESIGNS	TYPE	TECHN.	DIM. & FRAME	COLOR	HALO.	LED
	HL 12	12 x 12V 10W G4	∅ 120 x 50 cm			
	HL 15	15 x 12V 10W G4	∅ 130 x 60 cm			
	HL 20	20 x 12V 10W G4	∅ 140 x 70 cm			
			† ** cm	 GSW multicol. 2 4 5 7 8 9 10 15		
			3 mm - inox			
	WL 5	5 x 12V 10W G4	† 50 ↔ 30 cm			
	WL 7	7 x 12V 10W G4	† 70 ↔ 35 cm			
	WL 9	9 x 12V 10W G4	† 120 ↔ 40 cm			
	WL 12	12 x 12V 10W G4	† 120 ↔ 40 cm			
				↔ 25 cm	 GSW multicol. 2 4 5 7 8 9 10 15	
			3 mm - inox			
	WL/PL 1	1 x 12V 20W G4	∅ 20 ↔ 20 cm			
	WL/PL 3	3 x 12V 20W G4	∅ 30 ↔ 20 cm			
	WL/PL 5	5 x 12V 10W G4	∅ 40 ↔ 25 cm			
	TL 3	3 x 12V 20W G4	† 60 cm			
	TL 6	6 x 12V 10W G4	† 80 cm			
	FL 9	9 x 12V 10W G4	† 175 cm			
				3 mm - inox	 GSW multicol. 2 4 5 7 8 9 10 15	
	WL/PL 1	1 x 12V 35W 111	∅ 15 cm			
	WL/PL 2	2 x 12V 35W 111	∅ 40 cm			
	WL/PL 3	3 x 12V 35W 111	∅ 60 cm			
	WL/PL 5	5 x 12V 35W 111	∅ 65 cm			
	FL 2	2 x 12V 35W 111	∅ 35 † 145 cm			
	FL 3	3 x 12V 35W 111	∅ 40 † 195 cm			
				3 mm - inox flexible		

DESIGNS	TYPE	TECHN.	DIM. & FRAME	COLOR	HALO.	LED	
TIARA  	HL 9	9 x 12 V 10 W G 4	Ø 50 † ** cm	multicol. transp.			
	HL 12	12 x 12 V 10 W G 4	Ø 60 † ** cm				
	HL 15	15 x 12 V 10 W G 4	Ø 70 † ** cm				
	HL 24	24 x 12 V 10 W G 4	Ø 120 † ** cm				
	PL/WL 9	9 x 12 V 10 W G 4	Ø 50 † 20 cm				
	PL/WL 12	12 x 12 V 10 W G 4	Ø 60 † 25 cm				
	PL 15	15 x 12 V 10 W G 4	Ø 70 † 35 cm				
	PL 24	24 x 12 V 10 W G 4	Ø 120 † 35 cm				
							2 x 3 mm - inox
TIARA CHANDELIER 	HL 12	12 x 12 V 10 W G 4	Ø 75 † ** cm	multicol. transp.			
	HL 15	15 x 12 V 10 W G 4	Ø 85 † ** cm				
	HL 24	24 x 12 V 10 W G 4	Ø 115 † ** cm				
							2 x 3 mm - inox
TIARA DOUBLE 	HL 30	30 x 12 V 5 W G 4	Ø 80 † ** cm	multicol. transp.			
	HL 48	48 x 12 V 5 W G 4	Ø 95 † ** cm				
							2 x 3 mm - inox
TIARA OVAL 	HL 9	9 x 12 V 10 W G 4	Ø 80 x 35 cm	multicol. transp.			
	HL 12	12 x 12 V 10 W G 4	Ø 90 x 35 cm				
	HL 15	15 x 12 V 10 W G 4	Ø 120 x 40 cm				
	HL 24	24 x 12 V 10 W G 4	Ø 145 x 45 cm				
							† ** cm
	PL/WL 12	12 x 12 V 10 W G 4	Ø 90 X 35 cm				
	PL/WL 15	15 x 12 V 10 W G 4	Ø 120 X 40 cm				
			† 35 cm				
			2 x 3 mm - inox				

DESIGNS	TYPE	TECHN.	DIM. & FRAME	COLOR	HALO.	LED	
TIARA SKY 	HL 12	12 x 12 V 10 W G 4	↔ 110 x 30 cm	multicol. transp.			
	HL 18	18 x 12 V 10 W G 4	↔ 140 x 40 cm				
	HL 30	30 x 12 V 5 W G 4	↔ 180 x 40 cm				
							† var. max 200 cm
			2 x 3 mm - inox				
TIARA 	WL/PL 1	1 x 12 V 20 W G 4	Ø 20 ↔ 20 cm	multicol. transp.			
	WL/PL 3	3 x 12 V 20 W G 4	Ø 30 ↔ 25 cm				
	WL/PL 5	5 x 12 V 10 W G 4	Ø 45 ↔ 25 cm				
							2 x 3 mm - inox
TIARA LONG 	WL 5	5 x 12 V 10 W G 4	† 70 ↔ 35 cm	multicol. transp.			
	WL 9	9 x 12 V 10 W G 4	† 110 ↔ 35 cm				
							↔ 25 cm
							2 x 3 mm - inox
TIARA 	TL 6	6 x 12 V 10 W G 4	Ø 40 † 55 cm	multicol. transp.			
	FL 7	7 x 12 V 20 W G 4	Ø 50 † 140 cm				
							2 x 3 mm - inox

DESIGNS	TYPE	TECHN.	DIM. & FRAME	COLOR	HALO.	LED	
TIARA DIAMOND 	HL 9	9 x 12 V 10 W G 4	Ø 50 † ** cm				
	HL 12	12 x 12 V 10 W G 4	Ø 60 † ** cm				
	HL 15	15 x 12 V 10 W G 4	Ø 70 † ** cm				
	HL 24	24 x 12 V 10 W G 4	Ø 120 † ** cm				
	PL/WL 9	9 x 12 V 10 W G 4	Ø 50 † 20 cm				
	PL/WL 12	12 x 12 V 10 W G 4	Ø 60 † 25 cm				
	PL 15	15 x 12 V 10 W G 4	Ø 70 † 35 cm				
	PL 24	24 x 12 V 10 W G 4	Ø 120 † 35 cm				
				2 x 3 mm - inox	transp.		
TIARA DIAMOND CHANDELIER 	HL 12	12 x 12 V 10 W G 4	Ø 75 † ** cm				
	HL 15	15 x 12 V 10 W G 4	Ø 95 † ** cm				
	HL 24	24 x 12 V 10 W G 4	Ø 125 † ** cm				
				2 x 3 mm - inox	transp.		
TIARA DIAMOND DOUBLE 	HL 30	30 x 12 V 5 W G 4	Ø 80 † 105 cm				
	HL 48	48 x 12 V 5 W G 4	Ø 95 † 120 cm				
			† ** cm				
				2 x 3 mm - inox	transp.		
TIARA DIAMOND OVAL 	HL 9	9 x 12 V 10 W G 4	Ø 80 x 35 cm				
	HL 12	12 x 12 V 10 W G 4	Ø 90 x 35 cm				
	HL 15	15 x 12 V 10 W G 4	Ø 120 x 40 cm				
	HL 24	24 x 12 V 10 W G 4	Ø 145 x 45 cm				
				† ** cm			
			2 x 3 mm - inox	transp.			

DESIGNS	TYPE	TECHN.	DIM. & FRAME	COLOR	HALO.	LED
TIARA DIAMOND SKY 	HL 12	12 x 12 V 10 W G 4	↔ 110 x 30 cm			
	HL 18	18 x 12 V 10 W G 4	↔ 140 x 40 cm			
	HL 30	30 x 12 V 5 W G 4	↔ 180 x 40 cm			
				‡ var. max 200 cm		
			2 x 3 mm - inox	transp.		
TIARA DIAMOND 	WL/PL 1	1 x 12 V 20 W G 4	Ø 20 ↔ 20 cm			
	WL/PL 3	3 x 12 V 20 W G 4	Ø 30 ↔ 25 cm			
	WL/PL 5	5 x 12 V 10 W G 4	Ø 45 ↔ 25 cm			
				2 x 3 mm - inox	transp.	
TIARA DIAMOND LONG 	WL 5	5 x 12 V 10 W G 4	‡ 70 ↔ 35 cm			
	WL 9	9 x 12 V 10 W G 4	‡ 110 ↔ 35 cm			
			↔ 25 cm			
			2 x 3 mm - inox	transp.		
TIARA DIAMOND 	TL 1	1 x 12 V 20 W G 4	‡ 55 cm			
				2 x 3 mm - inox	transp.	

DESIGNS	TYPE	TECHN.	DIM. & FRAME	COLOR	HALO.	LED
TREE BREEZE 	FL 10	10 x 12 V 10 W G 4	‡ 175 cm	 TRM		
	FL 15	15 x 12 V 10 W G 4	‡ 195 cm			
TREE FLAG 	FL 10	10 x 12 V 10 W G 4	‡ 175 cm	 GFL-2		
	FL 15	15 x 12 V 10 W G 4	‡ 195 cm			
WING 	FL 7	7 x 12 V 20 W G 4	‡ 180 cm	 GWI-1		
ZEPPELIN 	HL 12	12 x 12 V 10 W G 4	∅ 120 x 30 cm	transp.		
	HL 15	15 x 12 V 10 W G 4	∅ 145 x 45 cm			
ZEPPELIN SKY 	HL 12	12 x 12 V 10 W G 4	∅ 120 x 30 cm	transp.		
	HL 18	18 x 12 V 10 W G 4	∅ 150 x 40 cm			
	HL 30	30 x 1,5 W G 4 LED	∅ 170 x 45 cm			
			‡ var. max 200 cm			
			2 x 3 mm - inox			

## COLORS / KLEUREN / FARBEN / COULEURS

1	Wit / white / weiss / blanc	12	Lichtgeel / light yellow / hellgelb / jaune clair
2	Transparant / transparent / transparent / transparent	14	Geel / yellow / gelb / jaune
3	Rook / smoke / rauch / fumée	15	Amber / amber / amber / ambre
4	Roze / pink / rosa / rosé	16	Oranje / orange / orange / orange
5	Rood / red / rot / rouge	18	Zwart / black / schwarz / noir
7	Lichtblauw / light blue / hellblau / bleu clair	19	Zilver / silver / silver / argenté
8	Donkerblauw / dark blue / dunkelblau / blue foncé	20	Goud / gold / gold / doré
9	Turquoise / turquoise / tuerkis / turquoise	22	Amethyst / amethyst / amethyst / amethyst
10	Groen / green / grün / vert	23	Lila / lilac / lila / lilas
11	Lichtgroen / light green / hellgrün / vert clair	29	Iriserend / iridescent / irisierend / irisé
12	Donkergroen / dark green / dunkelgrün / vert foncé		

## TOELICHTING / EXPLANATION / ERKLÄRUNG / EXPLICATION

∅ Max. doorsnede / Max. diameter / Max. Durchmesser / Max. diamètre

‡ Hoogte Corpus / Corpus Height / Korpus-Höhe / Hauteur du corps

↔ Breedte / Width / Breite / Largeur

↔ Afstand van muur/plafond / Distance from wall/ceiling / Distanz vom Wand/Decke / Distance de mur/plafond

‡ (Maximum) hoogte / (Maximum) height / (Maximal-) Höhe / Hauteur (maximum)

‡\*\*CM Standaardhoogte HL = 110 / 120 cm, andere hoogte bij bestelling opgeven

‡\*\*CM Standard height HL = 110 / 120 cm, other height please state by ordering

‡\*\*CM Standardhöhe HL = 110 / 120 cm, andere Höhe beim Auftrag angeben

‡\*\*CM Hauteur standard HL = 110 / 120 cm, autre hauteur indiquer à commande

‡ var. max. 200 cm kabel wordt meegeleverd / var. max. 200 cable is included / var. max. 200 cm Kabel inbegriffen / var. max. 200 cm câble est inclus

HALO. Lamp in halogeen uitvoering, dimbaar/Halogen version, dimmable/Halogenausführung, Dimbar/Version halogène, dimmable

LED Lamp in LED uitvoering / LED version / LED Ausführung / Version LED

CH Kroonluchter / Chandelier / Kronleuchte / Lustre


HL Hanglamp / Hanging lamp / Pendelleuchte / Suspension

TL Tafellamp / Table lamp / Tischleuchte / Lampe à poser

FL Vloerlamp / Floor lamp / Stehleuchte / Lampadaire

PL Plafondlamp / Ceiling lamp / Deckenleuchte / Plafonnier

WL Wandlamp / Wall lamp / Wandleuchte / Applique

 Gaaskapje / Shade of mesh / Netzschirm / Résille inox

 Geperforeerde kap / Perforated shade /

Perforierter Schirm / Abat-jour perforé

## LED SPECIFICATION

Voltage	12V/AC/DC	Intensity	80-100Lumen
Power	1,5WATT	Durability	> 30.000h
Beam angle	350°	Color temperature	2700K (warm white)

## JEWEL GCY



## JEWEL / TIARA DT / KRISTALHANGERS / TRIMMINGS / KRISTALLHÄNGER / PAMPILLES



## JEWEL DIAMOND / TIARA DIAMOND



## SWEET / STRAWBERRY GSW



## SNOWBALL GSN



## COLORBALL GSN



174

## MURRINI



## METALBALL PMB



## PAPILLON / PAPILLON IRI GPP



## BREEZE BRM



## TREE TRM



## BUBBLES GBU



L Ø 12 CM, M Ø 10 CM, S Ø 8 CM, XS Ø 6 CM

## RIDDLE GRI



L Ø 12-6 CM

## ROCK GRO

GUIRLANDE  
GGU-2

## FLAG GFL



## WING GWI-1

EDEN / LIANE  
GED 1PENNE / BLADE  
CALYPSO GPE-1

## FLOWER LARGE GBF



## HOOD GH0



De in deze catalogus afgebeelde kleuren kunnen iets afwijken van de werkelijke kleuren van de verlichtingsarmaturen. Harco Loor Design B.V. behoudt zich het recht voor om haar eigen modellen zonder voorafgaande kennisgeving te wijzigen.

We reserve the right to technical or aesthetic modifications. Please allow for color discrepancies between the illustrations in this catalogue and the actual products. Harco Loor Design B.V. reserves the right to introduce any changes to its own models, without prior notice.

Technische und formale Änderungen vorbehalten. Die in diesem Katalog gedruckten Farben können von den tatsächlichen Farben der Lampen abweichen. Harco Loor Design B.V. behält sich das Recht vor Änderungen vorzunehmen, ohne sofortige Benachrichtigung.

Sous réserve de modifications techniques et de forme. Les couleurs imprimées dans ce catalogue peuvent varier des couleurs réelles des lampes. Harco Loor Design B.V. se réserve le droit d'apporter aux propres modèles, sans aucun préavis, n'importe quel modification qu'il retienne nécessaire.

Al onze designs worden in onze fabriek in Haarlem ontworpen en geproduceerd. Er worden uitsluitend kwalitatief hoogwaardige materialen als roestvaststaal en kristal gebruikt.

All our lighting fixtures are designed and manufactured in our own factory in Haarlem, the Netherlands. Only high quality materials, such as stainless steel and crystals are used.

Alle unsere Beleuchtungskörper werden in unserer Fabrik in Haarlem, Niederlande entworfen und hergestellt. Es wird ausschließlich hochwertiges Material, wie Edelstahl und Kristal, verwendet.

Tous nos appareils sont conçus et fabriqués dans notre usine à Haarlem aux Pays-Bas. Nous utilisons exclusivement des matériaux de grande qualité, comme inox et cristal.

**Photography** Pieter E. Kamp  
Saskia van Stegeren  
Liliane van Kol

**Graphic Design** Pascal Hogerheijde

Registered model – All rights reserved  
Quality control label – ©2015







HARCOLOOR  
DESIGN  
DESIGNERS  
HARCOLOOR

HARCOLOOR.COM